

GNRHR2 Antibody (monoclonal) (M01)**Mouse monoclonal antibody raised against a partial recombinant GNRHR2.****Catalog # AT2234a****Specification**

GNRHR2 Antibody (monoclonal) (M01) - Product Information

Application	WB, E
Primary Accession	Q96P88
Other Accession	NM_057163
Reactivity	Human, Mouse
Host	mouse
Clonality	Monoclonal
Isotype	IgG2a Kappa
Calculated MW	32537

GNRHR2 Antibody (monoclonal) (M01) - Additional Information**Other Names**

Putative gonadotropin-releasing hormone II receptor, GnRH II receptor, GnRH-II-R, Type II GnRH receptor, GNRHR2

Target/Specificity

GNRHR2 (NP_001457, 237 a.a. ~ 292 a.a) partial recombinant protein with GST tag. MW of the GST tag alone is 26 KDa.

Dilution

WB~~1:500~1000

E~~N/A

Format

Clear, colorless solution in phosphate buffered saline, pH 7.2 .

Storage

Store at -20°C or lower. Aliquot to avoid repeated freezing and thawing.

Precautions

GNRHR2 Antibody (monoclonal) (M01) is for research use only and not for use in diagnostic or therapeutic procedures.

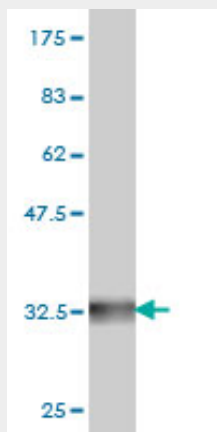
GNRHR2 Antibody (monoclonal) (M01) - Protocols

Provided below are standard protocols that you may find useful for product applications.

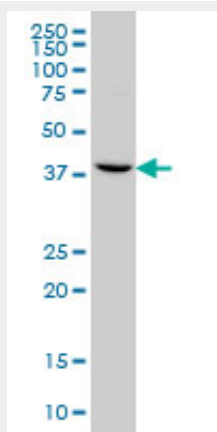
- [Western Blot](#)
- [Blocking Peptides](#)
- [Dot Blot](#)
- [Immunohistochemistry](#)

- [Immunofluorescence](#)
- [Immunoprecipitation](#)
- [Flow Cytometry](#)
- [Cell Culture](#)

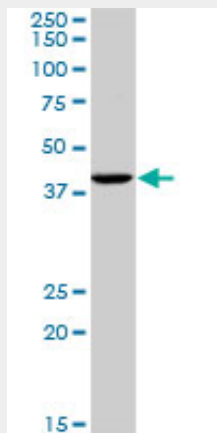
GNRHR2 Antibody (monoclonal) (M01) - Images



Antibody Reactive Against Recombinant Protein. Western Blot detection against Immunogen (31.9 kDa) .

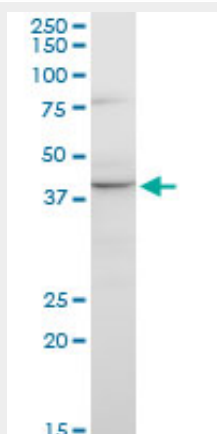


GNRHR2 monoclonal antibody (M01), clone 4A5 Western Blot analysis of GNRHR2 expression in HeLa ((Cat # AT2234a)

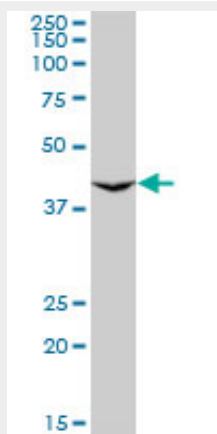


GNRHR2 monoclonal antibody (M01), clone 4A5. Western Blot analysis of GNRHR2 expression in

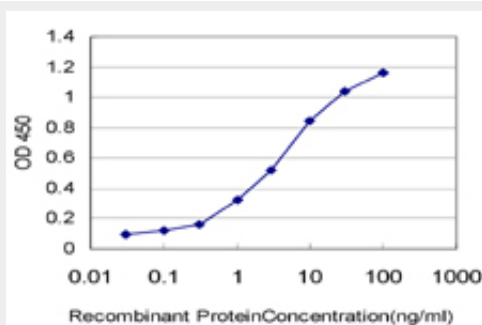
HepG2 ((Cat # AT2234a)



GNRHR2 monoclonal antibody (M01), clone 4A5. Western Blot analysis of GNRHR2 expression in Raw 264.7((Cat # AT2234a)



GNRHR2 monoclonal antibody (M01), clone 4A5. Western Blot analysis of GNRHR2 expression in NIH/3T3 ((Cat # AT2234a)



Detection limit for recombinant GST tagged GNRHR2 is approximately 0.03ng/ml as a capture antibody.

GNRHR2 Antibody (monoclonal) (M01) - Background

The receptor for gonadotropin releasing hormone 2 (GnRH2) is encoded by the GnRH2 receptor (GNRHR2) gene. In non-hominoid primates and non-mammalian vertebrates, GNRHR2 encodes a seven-transmembrane G-protein coupled receptor. However, in human, the N-terminus of the predicted protein contains a frameshift and premature stop codon. In human, GNRHR2 transcription occurs but whether the gene produces a functional C-terminal multi-transmembrane protein is currently unresolved. Alternative splice variants have been reported. An untranscribed pseudogene

of GnRHR2 is also on chromosome 14. [provided by RefSeq]