

**HMGB2 Antibody (monoclonal) (M04)****Mouse monoclonal antibody raised against a full length recombinant HMGB2.****Catalog # AT2386a****Specification**

---

**HMGB2 Antibody (monoclonal) (M04) - Product Information**

Application	WB, IHC, IF, E
Primary Accession	<a href="#">P26583</a>
Other Accession	<a href="#">BC000903</a>
Reactivity	Human
Host	Mouse
Clonality	Monoclonal
Isotype	IgG2a Kappa
Calculated MW	24034

**HMGB2 Antibody (monoclonal) (M04) - Additional Information****Gene ID** 3148**Other Names**

High mobility group protein B2, High mobility group protein 2, HMG-2, HMGB2, HMG2

**Target/Specificity**

HMGB2 (AAH00903.2, 1 a.a. ~ 195 a.a) full-length recombinant protein with GST tag. MW of the GST tag alone is 26 KDa.

**Dilution**

WB~~1:500~1000

IHC~~1:100~500

IF~~1:50~200

E~~N/A

**Format**

Clear, colorless solution in phosphate buffered saline, pH 7.2 .

**Storage**

Store at -20°C or lower. Aliquot to avoid repeated freezing and thawing.

**Precautions**

HMGB2 Antibody (monoclonal) (M04) is for research use only and not for use in diagnostic or therapeutic procedures.

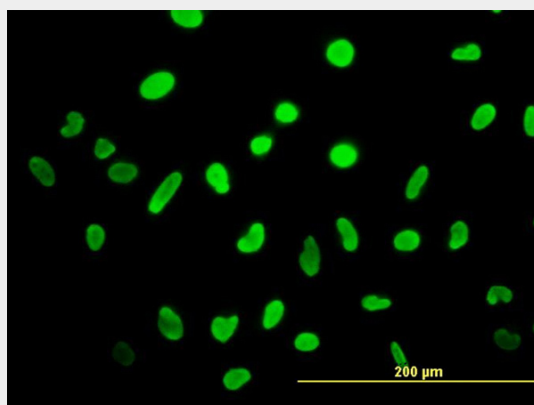
**HMGB2 Antibody (monoclonal) (M04) - Protocols**

Provided below are standard protocols that you may find useful for product applications.

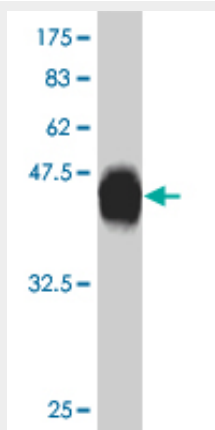
- [Western Blot](#)

- [Blocking Peptides](#)
- [Dot Blot](#)
- [Immunohistochemistry](#)
- [Immunofluorescence](#)
- [Immunoprecipitation](#)
- [Flow Cytometry](#)
- [Cell Culture](#)

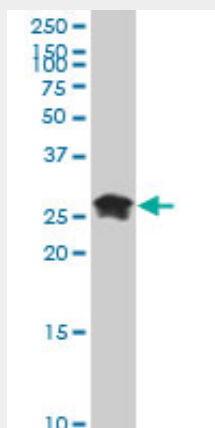
## HMGB2 Antibody (monoclonal) (M04) - Images



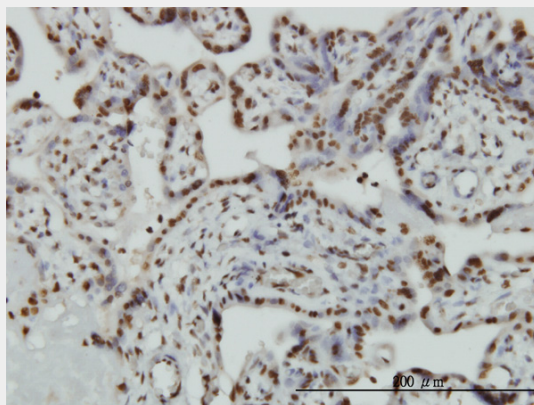
Immunofluorescence of monoclonal antibody to HMGB2 on HeLa cell. [antibody concentration 10 ug/ml]



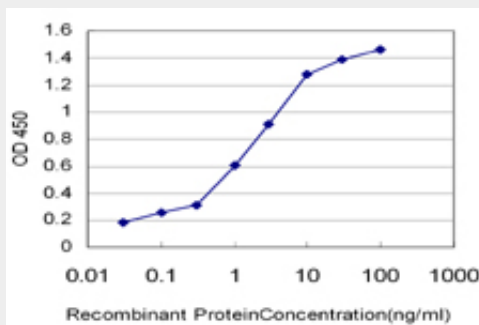
Antibody Reactive Against Recombinant Protein. Western Blot detection against Immunogen (47.19 KDa) .



HMGB2 monoclonal antibody (M04), clone 3D2 Western Blot analysis of HMGB2 expression in Hela S3 NE ( (Cat # AT2386a )



Immunoperoxidase of monoclonal antibody to HMGB2 on formalin-fixed paraffin-embedded human placenta. [antibody concentration 3 ug/ml]



Detection limit for recombinant GST tagged HMGB2 is approximately 0.03ng/ml as a capture antibody.

### HMGB2 Antibody (monoclonal) (M04) - Background

This gene encodes a member of the non-histone chromosomal high mobility group protein family. The proteins of this family are chromatin-associated and ubiquitously distributed in the nucleus of higher eukaryotic cells. In vitro studies have demonstrated that this protein is able to efficiently bend DNA and form DNA circles. These studies suggest a role in facilitating cooperative interactions between cis-acting proteins by promoting DNA flexibility. This protein was also reported to be involved in the final ligation step in DNA end-joining processes of DNA double-strand breaks repair and V(D)J recombination. [provided by RefSeq]