

HNF4A Antibody (monoclonal) (M05)**Mouse monoclonal antibody raised against a partial recombinant HNF4A.****Catalog # AT2394a****Specification**

HNF4A Antibody (monoclonal) (M05) - Product Information

Application	WB, IF
Primary Accession	P41235
Other Accession	NM_000457
Reactivity	Human
Host	mouse
Clonality	Monoclonal
Isotype	IgG2a Kappa
Calculated MW	52785

HNF4A Antibody (monoclonal) (M05) - Additional Information**Gene ID** 3172**Other Names**

Hepatocyte nuclear factor 4-alpha, HNF-4-alpha, Nuclear receptor subfamily 2 group A member 1, Transcription factor 14, TCF-14, Transcription factor HNF-4, HNF4A, HNF4, NR2A1, TCF14

Target/Specificity

HNF4A (NP_000448, 324 a.a. ~ 423 a.a) partial recombinant protein with GST tag. MW of the GST tag alone is 26 KDa.

Dilution

WB~~1:500~1000

IF~~1:50~200

Format

Clear, colorless solution in phosphate buffered saline, pH 7.2 .

Storage

Store at -20°C or lower. Aliquot to avoid repeated freezing and thawing.

Precautions

HNF4A Antibody (monoclonal) (M05) is for research use only and not for use in diagnostic or therapeutic procedures.

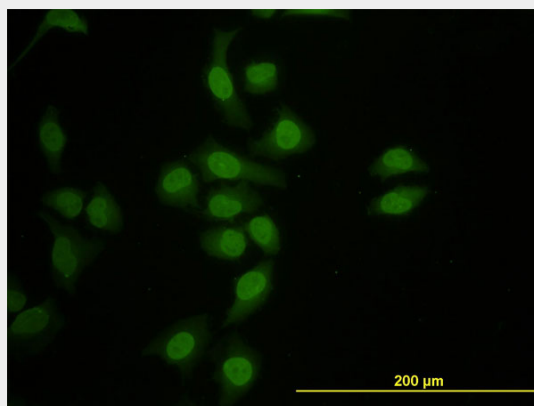
HNF4A Antibody (monoclonal) (M05) - Protocols

Provided below are standard protocols that you may find useful for product applications.

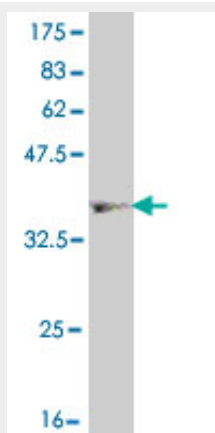
- [Western Blot](#)
- [Blocking Peptides](#)

- [Dot Blot](#)
- [Immunohistochemistry](#)
- [Immunofluorescence](#)
- [Immunoprecipitation](#)
- [Flow Cytometry](#)
- [Cell Culture](#)


HNF4A Antibody (monoclonal) (M05) - Images



Immunofluorescence of monoclonal antibody to HNF4A on HeLa cell. [antibody concentration 10 ug/ml]



Antibody Reactive Against Recombinant Protein. Western Blot detection against Immunogen (36.74 KDa) .



HNF4A monoclonal antibody (M05), clone 1F12 Western Blot analysis of HNF4A expression in HeLa (Cat # AT2394a)

HNF4A Antibody (monoclonal) (M05) - Background

The protein encoded by this gene is a nuclear transcription factor which binds DNA as a homodimer. The encoded protein controls the expression of several genes, including hepatocyte nuclear factor 1 alpha, a transcription factor which regulates the expression of several hepatic genes. This gene may play a role in development of the liver, kidney, and intestines. Mutations in this gene have been associated with monogenic autosomal dominant non-insulin-dependent diabetes mellitus type I. Alternative splicing of this gene results in multiple transcript variants.

HNF4A Antibody (monoclonal) (M05) - References

COMMON VARIANTS IN 40 GENES ASSESSED FOR DIABETES INCIDENCE AND RESPONSE TO METFORMIN AND LIFESTYLE INTERVENTIONS IN THE DIABETES PREVENTION PROGRAM. Jablonski KA, et al. Diabetes, 2010 Aug 3. PMID 20682687. Variation at the NFATC2 Locus Increases the Risk of Thiazolidinedione-Induced Edema in the Diabetes REduction Assessment with ramipril and rosiglitazone Medication (DREAM) Study. Bailey SD, et al. Diabetes Care, 2010 Jul 13. PMID 20628086. Variants in hepatocyte nuclear factor 4alpha gene promoter region and type 2 diabetes risk in Chinese. Chen Z, et al. Exp Biol Med (Maywood), 2010 Jul. PMID 20558840. The ERK1/2-hepatocyte nuclear factor 4alpha axis regulates human ABCC6 gene expression in hepatocytes. de Boussac H, et al. J Biol Chem, 2010 Jul 23. PMID 20463007. Combining genetic markers and clinical risk factors improves the risk assessment of impaired glucose metabolism. Ruchat SM, et al. Ann Med, 2010 Apr. PMID 20384434.