

HNRPM Antibody (monoclonal) (M03)**Mouse monoclonal antibody raised against a partial recombinant HNRPM.****Catalog # AT2399a****Specification**

HNRPM Antibody (monoclonal) (M03) - Product Information

Application	WB, IHC, IF
Primary Accession	P52272
Other Accession	NM_005968
Reactivity	Human, Mouse, Rat
Host	mouse
Clonality	Monoclonal
Isotype	IgG2a Kappa
Calculated MW	77516

HNRPM Antibody (monoclonal) (M03) - Additional Information**Gene ID** 4670**Other Names**

Heterogeneous nuclear ribonucleoprotein M, hnRNP M, HNRNPM, HNRPM, NAGR1

Target/Specificity

HNRPM (NP_005959, 17 a.a. ~ 112 a.a) partial recombinant protein with GST tag. MW of the GST tag alone is 26 KDa.

Dilution

WB~~1:500~1000

IHC~~1:100~500

IF~~1:50~200

Format

Clear, colorless solution in phosphate buffered saline, pH 7.2 .

Storage

Store at -20°C or lower. Aliquot to avoid repeated freezing and thawing.

Precautions

HNRPM Antibody (monoclonal) (M03) is for research use only and not for use in diagnostic or therapeutic procedures.

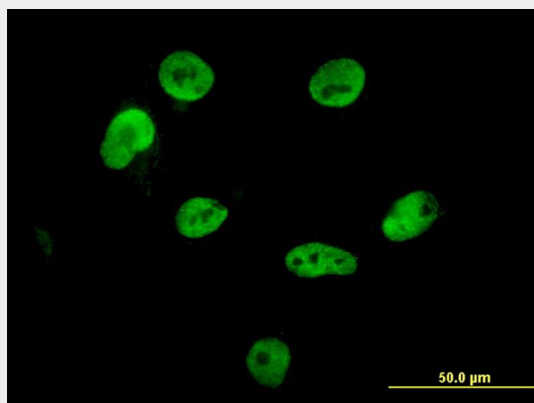
HNRPM Antibody (monoclonal) (M03) - Protocols

Provided below are standard protocols that you may find useful for product applications.

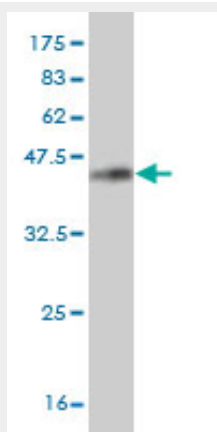
- [Western Blot](#)
- [Blocking Peptides](#)

- [Dot Blot](#)
- [Immunohistochemistry](#)
- [Immunofluorescence](#)
- [Immunoprecipitation](#)
- [Flow Cytometry](#)
- [Cell Culture](#)

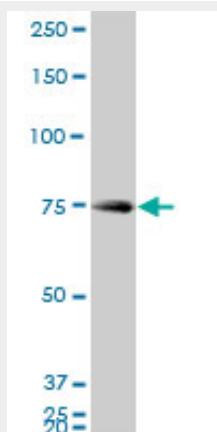
HNRPM Antibody (monoclonal) (M03) - Images



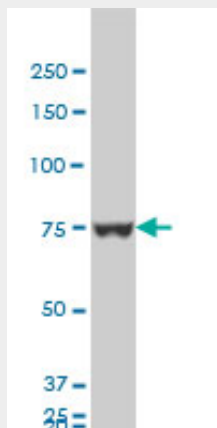
Immunofluorescence of monoclonal antibody to HNRPM on HepG2 cell. [antibody concentration 10 ug/ml]



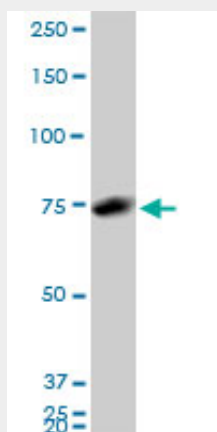
Antibody Reactive Against Recombinant Protein. Western Blot detection against Immunogen (36.3 KDa) .



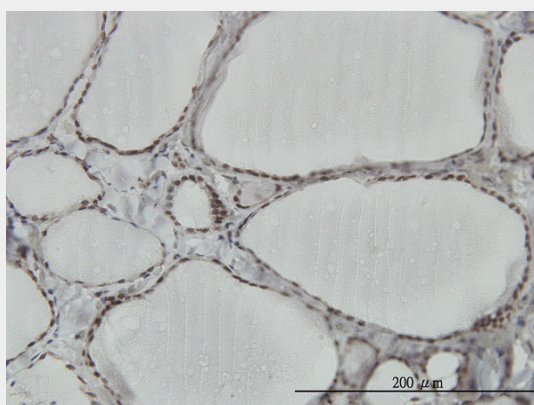
HNRPM monoclonal antibody (M03), clone 3F7. Western Blot analysis of HNRPM expression in PC-12((Cat # AT2399a)



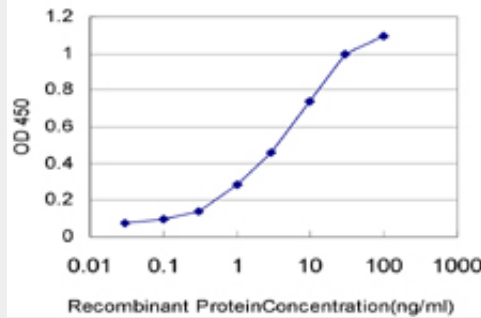
HNRPM monoclonal antibody (M03), clone 3F7 Western Blot analysis of HNRPM expression in HepG2 ((Cat # AT2399a)



HNRPM monoclonal antibody (M03), clone 3F7. Western Blot analysis of HNRPM expression in NIH/3T3((Cat # AT2399a)



Immunoperoxidase of monoclonal antibody to HNRPM on formalin-fixed paraffin-embedded human thyroid nodular goiter. [antibody concentration 3 ug/ml]



Detection limit for recombinant GST tagged HNRPM is approximately 0.1ng/ml as a capture antibody.

HNRPM Antibody (monoclonal) (M03) - Background

This gene belongs to the subfamily of ubiquitously expressed heterogeneous nuclear ribonucleoproteins (hnRNPs). The hnRNPs are RNA binding proteins and they complex with heterogeneous nuclear RNA (hnRNA). These proteins are associated with pre-mRNAs in the nucleus and appear to influence pre-mRNA processing and other aspects of mRNA metabolism and transport. While all of the hnRNPs are present in the nucleus, some seem to shuttle between the nucleus and the cytoplasm. The hnRNP proteins have distinct nucleic acid binding properties. The protein encoded by this gene has three repeats of quasi-RRM domains that bind to RNAs. This protein also constitutes a monomer of the N-acetylglucosamine-specific receptor which is postulated to trigger selective recycling of immature GlcNAc-bearing thyroglobulin molecules. Multiple alternatively spliced transcript variants are known for this gene but only two transcripts has been isolated.

HNRPM Antibody (monoclonal) (M03) - References

1. Network Clustering Revealed the Systemic Alterations of Mitochondrial Protein Expression. Jeon J, Jeong JH, Baek JH, Koo HJ, Park WH, Yang JS, Yu MH, Kim S, Pak YK. PLoS Comput Biol. 2011 Jun;7(6):e1002093. Epub 2011 Jun 30.