

HSPA1L Antibody (monoclonal) (M01)**Mouse monoclonal antibody raised against a partial recombinant HSPA1L.****Catalog # AT2445a****Specification**

HSPA1L Antibody (monoclonal) (M01) - Product Information

Application	WB
Primary Accession	P34931
Other Accession	NM_005527
Reactivity	Human, Rat
Host	mouse
Clonality	Monoclonal
Isotype	IgG1 Kappa
Calculated MW	70375

HSPA1L Antibody (monoclonal) (M01) - Additional Information**Gene ID** 3305**Other Names**

Heat shock 70 kDa protein 1-like, Heat shock 70 kDa protein 1L, Heat shock 70 kDa protein 1-Hom, HSP70-Hom, HSPA1L

Target/Specificity

HSPA1L (NP_005518, 561 a.a. ~ 641 a.a) partial recombinant protein with GST tag. MW of the GST tag alone is 26 KDa.

Dilution

WB~~1:500~1000

Format

Clear, colorless solution in phosphate buffered saline, pH 7.2 .

Storage

Store at -20°C or lower. Aliquot to avoid repeated freezing and thawing.

Precautions

HSPA1L Antibody (monoclonal) (M01) is for research use only and not for use in diagnostic or therapeutic procedures.

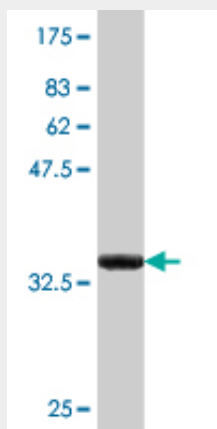
HSPA1L Antibody (monoclonal) (M01) - Protocols

Provided below are standard protocols that you may find useful for product applications.

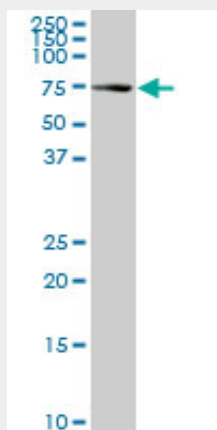
- [Western Blot](#)
- [Blocking Peptides](#)
- [Dot Blot](#)

- [Immunohistochemistry](#)
- [Immunofluorescence](#)
- [Immunoprecipitation](#)
- [Flow Cytometry](#)
- [Cell Culture](#)


HSPA1L Antibody (monoclonal) (M01) - Images



Antibody Reactive Against Recombinant Protein. Western Blot detection against Immunogen (34.65 KDa) .



HSPA1L monoclonal antibody (M01), clone 1B5. Western Blot analysis of HSPA1L expression in HeLa ((Cat # AT2445a)



HSPA1L monoclonal antibody (M01), clone 1B5. Western Blot analysis of HSPA1L expression in PC-12 ((Cat # AT2445a)

HSPA1L Antibody (monoclonal) (M01) - Background

This gene encodes a 70kDa heat shock protein. In conjunction with other heat shock proteins, this protein stabilizes existing proteins against aggregation and mediates the folding of newly translated proteins in the cytosol and in organelles. The gene is located in the major histocompatibility complex class III region, in a cluster with two closely related genes which also encode isoforms of the 70kDa heat shock protein.

HSPA1L Antibody (monoclonal) (M01) - References

Association of Polymorphisms of Heat Shock Protein 70 with Susceptibility to Noise-Induced Hearing Loss in the Taiwanese Population. Chang NC, et al. Audiol Neurotol, 2010 Aug 12. PMID 20714140. The relationship between three heat shock protein 70 gene polymorphisms and susceptibility to lung cancer. Wang Y, et al. Clin Chem Lab Med, 2010 Aug 13. PMID 20704535. Variation at the NFATC2 Locus Increases the Risk of Thiazolidinedione-Induced Edema in the Diabetes REduction Assessment with ramipril and rosiglitazone Medication (DREAM) Study. Bailey SD, et al. Diabetes Care, 2010 Jul 13. PMID 20628086. Examination of genetic polymorphisms in newborns for signatures of sex-specific prenatal selection. Ucisik-Akkaya E, et al. Mol Hum Reprod, 2010 Oct. PMID 20587610. [Effect of HSP70 gene polymorphism on genetic susceptibility of pneumoconiosis of coal worker] Zhou F, et al. Wei Sheng Yan Jiu, 2010 May. PMID 20568452.