

ING1 Antibody (monoclonal) (M05)**Mouse monoclonal antibody raised against a partial recombinant ING1.****Catalog # AT2531a****Specification**

ING1 Antibody (monoclonal) (M05) - Product Information

Application	WB, E
Primary Accession	O9UK53
Other Accession	NM_198219.1
Reactivity	Human
Host	mouse
Clonality	Monoclonal
Isotype	IgM Kappa
Calculated MW	46738

ING1 Antibody (monoclonal) (M05) - Additional Information**Gene ID** 3621**Other Names**

Inhibitor of growth protein 1, ING1

Target/Specificity

ING1 (NP_937862.1, 41 a.a. ~ 140 a.a) partial recombinant protein with GST tag. MW of the GST tag alone is 26 KDa.

Dilution

WB~~1:500~1000

E~~N/A

Format

Clear, colorless solution in phosphate buffered saline, pH 7.2 .

Storage

Store at -20°C or lower. Aliquot to avoid repeated freezing and thawing.

Precautions

ING1 Antibody (monoclonal) (M05) is for research use only and not for use in diagnostic or therapeutic procedures.

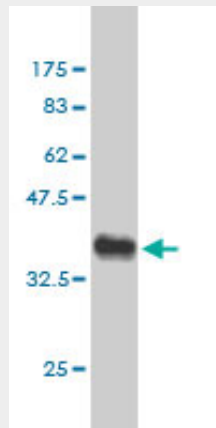
ING1 Antibody (monoclonal) (M05) - Protocols

Provided below are standard protocols that you may find useful for product applications.

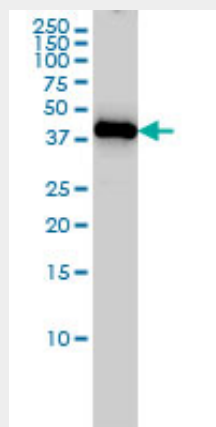
- [Western Blot](#)
- [Blocking Peptides](#)
- [Dot Blot](#)

- [Immunohistochemistry](#)
- [Immunofluorescence](#)
- [Immunoprecipitation](#)
- [Flow Cytometry](#)
- [Cell Culture](#)

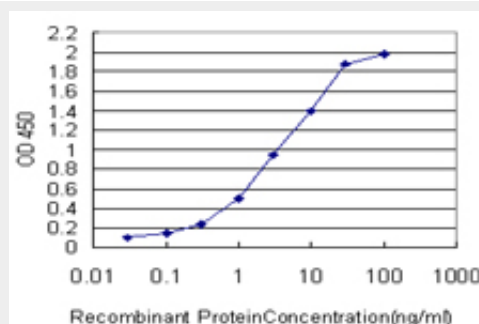
ING1 Antibody (monoclonal) (M05) - Images



Antibody Reactive Against Recombinant Protein. Western Blot detection against Immunogen (36.74 kDa) .



ING1 monoclonal antibody (M05), clone 2F9 Western Blot analysis of ING1 expression in MCF-7 (Cat # AT2531a)



Detection limit for recombinant GST tagged ING1 is approximately 0.1ng/ml as a capture antibody.

ING1 Antibody (monoclonal) (M05) - Background

This gene encodes a tumor suppressor protein that can induce cell growth arrest and apoptosis. The encoded protein is a nuclear protein that physically interacts with the tumor suppressor protein TP53 and is a component of the p53 signaling pathway. Reduced expression and rearrangement of this gene have been detected in various cancers. Multiple alternatively spliced transcript variants encoding distinct isoforms have been reported.

ING1 Antibody (monoclonal) (M05) - References

The inhibitor of growth 1 (ING1) proteins suppress angiogenesis and differentially regulate angiopoietin expression in glioblastoma cells. Tallen G, et al. Oncol Res, 2009. PMID 20066899. Genetic variation in healthy oldest-old. Halaschek-Wiener J, et al. PLoS One, 2009 Aug 14. PMID 19680556. Nuclear exclusion of p33ING1b tumor suppressor protein: explored in HCC cells using a new highly specific antibody. Sayan B, et al. Hybridoma (Larchmt), 2009 Feb. PMID 19132896. Human inhibitor of growth 1 inhibits hepatoma cell growth and influences p53 stability in a variant-dependent manner. Zhu Z, et al. Hepatology, 2009 Feb. PMID 19085961. Tethering by lamin A stabilizes and targets the ING1 tumour suppressor. Han X, et al. Nat Cell Biol, 2008 Nov. PMID 18836436.