10320 Camino Santa Fe, Suite G
San Diego, CA 92121
Tel: 858.875.1900 Fax: 858.875.1999

ITM1 Antibody (monoclonal) (M02)

Mouse monoclonal antibody raised against a partial recombinant ITM1.
Catalog # AT2572a

Specification

ITM1 Antibody (monoclonal) (M02) - Product Information

Application	**WB, IHC, E**
Primary Accession	P46977
Other Accession	NM_152713
Reactivity	**Human**
Host	**Mouse**
Clonality	**Monoclonal**
Isotype	**IgG1 Kappa**
Calculated MW	**80530**

ITM1 Antibody (monoclonal) (M02) - Additional Information

Gene ID 3703

Other Names
Dolichyl-diphosphooligosaccharide--protein glycosyltransferase subunit STT3A, Oligosaccharyl transferase subunit STT3A, STT3-A, B5, Integral membrane protein 1, Transmembrane protein TMC, STT3A, ITM1, TMC

Target/Specificity
ITM1 (NP_689926, 603 a.a. ~ 701 a.a) partial recombinant protein with GST tag. MW of the GST tag alone is 26 KDa.

Dilution
WB~~1:500~1000

Format
Clear, colorless solution in phosphate buffered saline, pH 7.2 .

Storage
Store at -20°C or lower. Aliquot to avoid repeated freezing and thawing.

Precautions
ITM1 Antibody (monoclonal) (M02) is for research use only and not for use in diagnostic or therapeutic procedures.

ITM1 Antibody (monoclonal) (M02) - Protocols

Provided below are standard protocols that you may find useful for product applications.

- Western Blot
- Blocking Peptides

10320 Camino Santa Fe, Suite G
San Diego, CA 92121
Tel: 858.875.1900 Fax: 858.875.1999

- Dot Blot
- Immunohistochemistry
- Immunofluorescence
- Immunoprecipitation
- Flow Cytomety
- Cell Culture

ITM1 Antibody (monoclonal) (M02) - Images

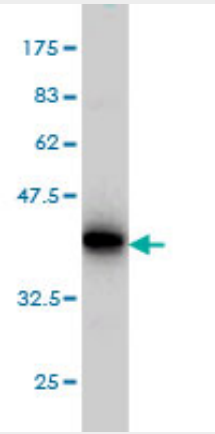

Antibody Reactive Against Recombinant Protein.Western Blot detection against Immunogen (36.63 KDa) .

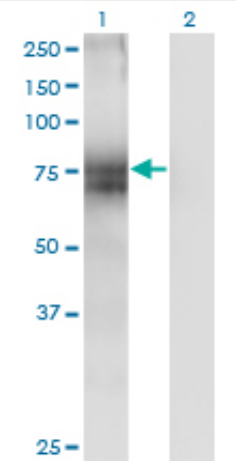

Western Blot analysis of ITM1 expression in transfected 293T cell line by ITM1 monoclonal antibody (M02), clone 4D4.

Lane 1: ITM1 transfected lysate(80.5 KDa).
Lane 2: Non-transfected lysate.

10320 Camino Santa Fe, Suite G
San Diego, CA 92121
Tel: 858.875.1900 Fax: 858.875.1999

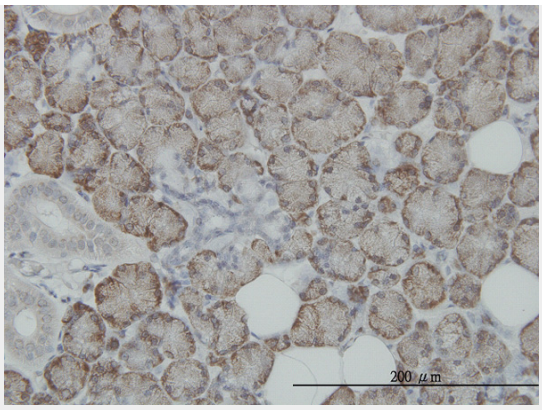

Immunoperoxidase of monoclonal antibody to ITM1 on formalin-fixed paraffin-embedded human salivary gland. [antibody concentration 3 ug/ml]

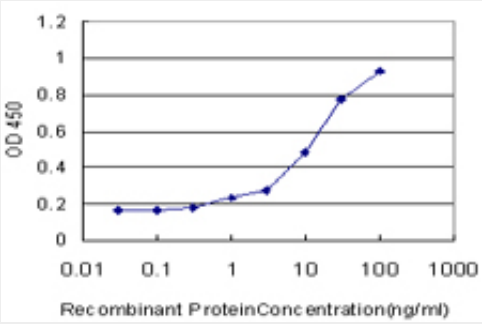

Detection limit for recombinant GST tagged ITM1 is approximately 1ng/ml as a capture antibody.

ITM1 Antibody (monoclonal) (M02) - References

1.Keratinocyte-associated protein 2 is a bona fide subunit of the mammalian oligosaccharyltransferase.Roboti P, High S.J Cell Sci. 2012 Jan 1;125(Pt 1):220-32. Epub 2012 Jan 20.