

KRTHA3B Antibody (monoclonal) (M01)

Mouse monoclonal antibody raised against a full length recombinant KRTHA3B.

Catalog # AT2661a

Specification

KRTHA3B Antibody (monoclonal) (M01) - Product Information

Application	WB, IF, E
Primary Accession	Q14525
Other Accession	BC009971
Reactivity	Human
Host	mouse
Clonality	Monoclonal
Isotype	IgG2b kappa
Calculated MW	46214

KRTHA3B Antibody (monoclonal) (M01) - Additional Information

Gene ID 3884

Other Names

Keratin, type I cuticular Ha3-II, Hair keratin, type I Ha3-II, Keratin-33B, K33B, KRT33B, HHA3-II, HKA3B, KRTHA3B

Target/Specificity

KRTHA3B (AAH09971, 1 a.a. ~ 404 a.a) full-length recombinant protein with GST tag. MW of the GST tag alone is 26 KDa.

Dilution

WB~~1:500~1000

IF~~1:50~200

E~~N/A

Format

Clear, colorless solution in phosphate buffered saline, pH 7.2 .

Storage

Store at -20°C or lower. Aliquot to avoid repeated freezing and thawing.

Precautions

KRTHA3B Antibody (monoclonal) (M01) is for research use only and not for use in diagnostic or therapeutic procedures.

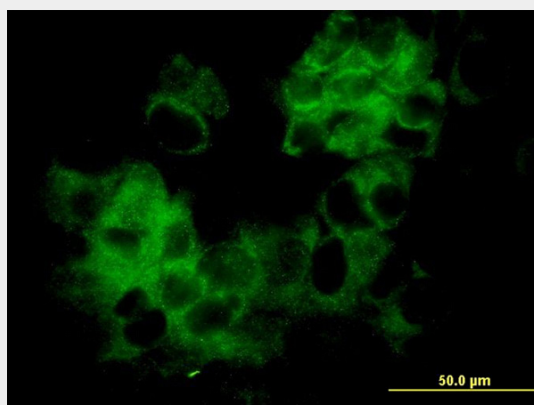
KRTHA3B Antibody (monoclonal) (M01) - Protocols

Provided below are standard protocols that you may find useful for product applications.

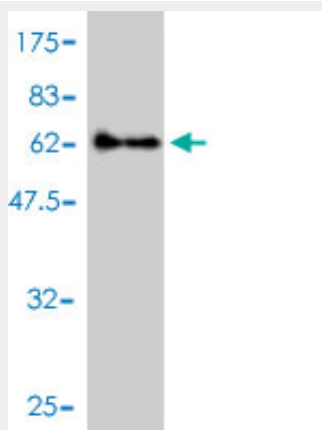
- [Western Blot](#)

- [Blocking Peptides](#)
- [Dot Blot](#)
- [Immunohistochemistry](#)
- [Immunofluorescence](#)
- [Immunoprecipitation](#)
- [Flow Cytometry](#)
- [Cell Culture](#)

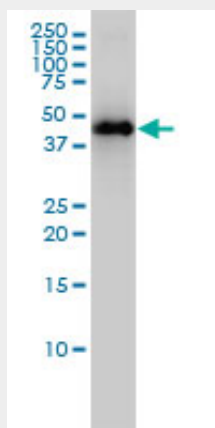
KRTHA3B Antibody (monoclonal) (M01) - Images



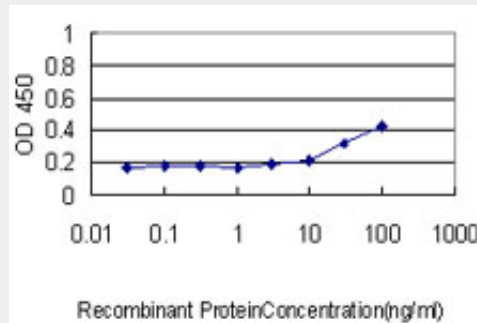
Immunofluorescence of monoclonal antibody to KRTHA3B on MCF-7 cell . [antibody concentration 10 ug/ml]



Antibody Reactive Against Recombinant Protein. Western Blot detection against Immunogen (70.18 KDa) .



KRTHA3B monoclonal antibody (M01), clone 4A6-A7 Western Blot analysis of KRTHA3B expression in MCF-7 (Cat # AT2661a)



Detection limit for recombinant GST tagged KRTHA3B is approximately 0.03ng/ml as a capture antibody.

KRTHA3B Antibody (monoclonal) (M01) - Background

The protein encoded by this gene is a member of the keratin gene family. It is one of the type I hair keratin genes which are clustered in a region of chromosome 17q12-q21 and have the same direction of transcription. As a type I hair keratin, it is an acidic protein which heterodimerizes with type II keratins to form hair and nails. There are two isoforms of this protein, encoded by two separate genes, KRTHA3A and KRTHA3B.

KRTHA3B Antibody (monoclonal) (M01) - References

Defining the human deubiquitinating enzyme interaction landscape. Sowa ME, et al. Cell, 2009 Jul 23. PMID 19615732. Large-scale mapping of human protein-protein interactions by mass spectrometry. Ewing RM, et al. Mol Syst Biol, 2007. PMID 17353931. New consensus nomenclature for mammalian keratins. Schweizer J, et al. J Cell Biol, 2006 Jul 17. PMID 16831889. The status, quality, and expansion of the NIH full-length cDNA project: the Mammalian Gene Collection (MGC). Gerhard DS, et al. Genome Res, 2004 Oct. PMID 15489334. The human plasma proteome: a nonredundant list developed by combination of four separate sources. Anderson NL, et al. Mol Cell Proteomics, 2004 Apr. PMID 14718574.