10320 Camino Santa Fe, Suite G
San Diego, CA 92121
Tel: 858.875.1900 Fax: 858.875.1999

LASS4 Antibody (monoclonal) (M03)

Mouse monoclonal antibody raised against a partial recombinant LASS4.
Catalog # AT2676a

Specification

LASS4 Antibody (monoclonal) (M03) - Product Information

Application	**IF, WB, E**
Primary Accession	Q9HA82
Other Accession	NM_024552
Reactivity	**Human**
Host	**mouse**
Clonality	**Monoclonal**
Isotype	**IgG2a Kappa**
Calculated MW	**46399**

LASS4 Antibody (monoclonal) (M03) - Additional Information

Gene ID 79603

Other Names
Ceramide synthase 4, CerS4, LAG1 longevity assurance homolog 4, CERS4, LASS4

Target/Specificity
LASS4 (NP_078828, 57 a.a. ~ 139 a.a) partial recombinant protein with GST tag. MW of the GST tag alone is 26 KDa.

Dilution
WB~~1:500~1000

Format
Clear, colorless solution in phosphate buffered saline, pH 7.2 .

Storage
Store at -20°C or lower. Aliquot to avoid repeated freezing and thawing.

Precautions
LASS4 Antibody (monoclonal) (M03) is for research use only and not for use in diagnostic or therapeutic procedures.

LASS4 Antibody (monoclonal) (M03) - Protocols

Provided below are standard protocols that you may find useful for product applications.

- Western Blot
- Blocking Peptides
- Dot Blot
- Immunohistochemistry

10320 Camino Santa Fe, Suite G
San Diego, CA 92121
Tel: 858.875.1900 Fax: 858.875.1999

- Immunofluorescence
- Immunoprecipitation
- Flow Cytomety
- Cell Culture

LASS4 Antibody (monoclonal) (M03) - Images

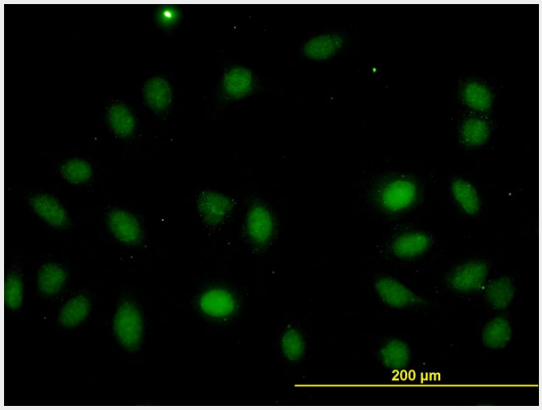

Immunofluorescence of monoclonal antibody to LASS4 on HeLa cell. [antibody concentration 10 ug/ml]

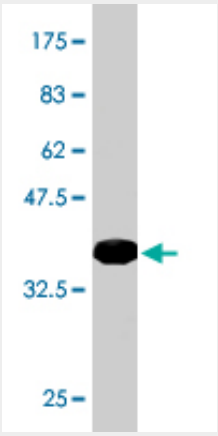

Antibody Reactive Against Recombinant Protein.Western Blot detection against Immunogen (34.87 KDa) .

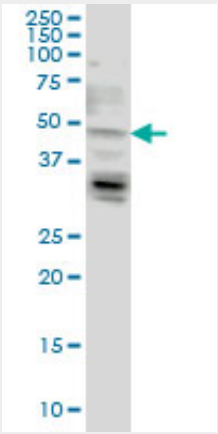

LASS4 monoclonal antibody (M03), clone 7D5 Western Blot analysis of LASS4 expression in HeLa ((Cat # AT2676a)

10320 Camino Santa Fe, Suite G
San Diego, CA 92121
Tel: 858.875.1900 Fax: 858.875.1999

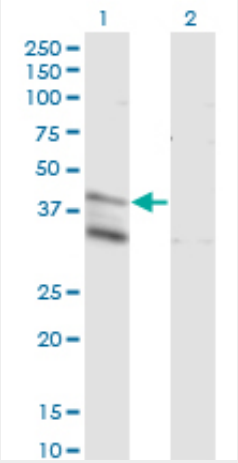

Western Blot analysis of LASS4 expression in transfected 293T cell line by LASS4 monoclonal antibody (M03), clone 7D5.

Lane 1: LASS4 transfected lysate(46.4 KDa).
Lane 2: Non-transfected lysate.

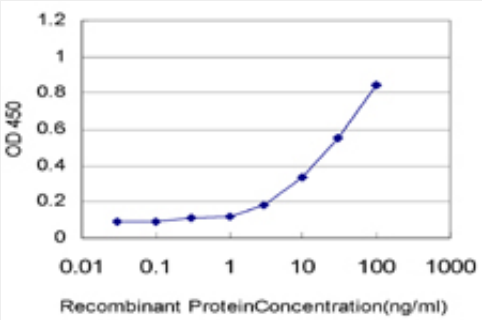

Detection limit for recombinant GST tagged LASS4 is approximately 0.3ng/ml as a capture antibody.

LASS4 Antibody (monoclonal) (M03) - References

Inherited genetic variant predisposes to aggressive but not indolent prostate cancer. Xu J, et al. Proc Natl Acad Sci U S A, 2010 Feb 2. PMID 20080650.Genetic determinants of circulating sphingolipid concentrations in European populations. Hicks AA, et al. PLoS Genet, 2009 Oct. PMID 19798445.Diversification of transcriptional modulation: large-scale identification and characterization of putative alternative promoters of human genes. Kimura K, et al. Genome Res, 2006 Jan. PMID 16344560.The status, quality, and expansion of the NIH full-length cDNA project: the Mammalian Gene Collection (MGC). Gerhard DS, et al. Genome Res, 2004 Oct. PMID 15489334.Complete sequencing and characterization of 21,243 full-length human cDNAs. Ota T, et al. Nat Genet, 2004 Jan. PMID 14702039.