

LIPA Antibody (monoclonal) (M01)**Mouse monoclonal antibody raised against a full length recombinant LIPA.****Catalog # AT2718a****Specification**

LIPA Antibody (monoclonal) (M01) - Product Information

Application	WB, IP, E
Primary Accession	P38571
Other Accession	BC012287
Reactivity	Human
Host	mouse
Clonality	Monoclonal
Isotype	IgG2b Kappa
Calculated MW	45419

LIPA Antibody (monoclonal) (M01) - Additional Information**Gene ID** 3988**Other Names**

Lysosomal acid lipase/cholesteryl ester hydrolase, Acid cholesteryl ester hydrolase, LAL, Cholesteryl esterase, Lipase A, Sterol esterase, LIPA

Target/Specificity

LIPA (AAH12287, 1 a.a. ~ 399 a.a) full-length recombinant protein with GST tag. MW of the GST tag alone is 26 KDa.

Dilution

WB~~1:500~1000

IP~~N/A

E~~N/A

Format

Clear, colorless solution in phosphate buffered saline, pH 7.2 .

Storage

Store at -20°C or lower. Aliquot to avoid repeated freezing and thawing.

Precautions

LIPA Antibody (monoclonal) (M01) is for research use only and not for use in diagnostic or therapeutic procedures.

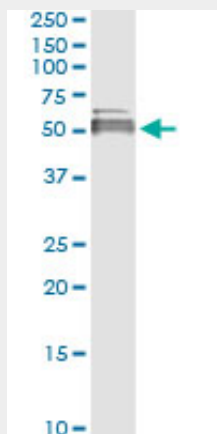
LIPA Antibody (monoclonal) (M01) - Protocols

Provided below are standard protocols that you may find useful for product applications.

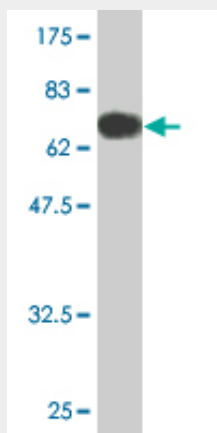
- [Western Blot](#)

- [Blocking Peptides](#)
- [Dot Blot](#)
- [Immunohistochemistry](#)
- [Immunofluorescence](#)
- [Immunoprecipitation](#)
- [Flow Cytometry](#)
- [Cell Culture](#)

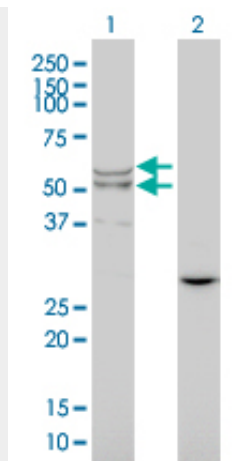
LIPA Antibody (monoclonal) (M01) - Images



Immunoprecipitation of LIPA transfected lysate using anti-LIPA monoclonal antibody and Protein A Magnetic Bead ([U0007](#)), and immunoblotted with LIPA MaxPab rabbit polyclonal antibody.



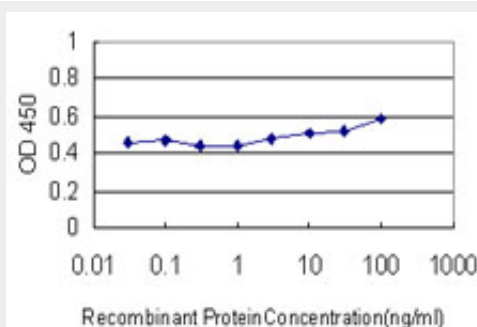
Antibody Reactive Against Recombinant Protein. Western Blot detection against Immunogen (69.63 kDa) .



Western Blot analysis of LIPA expression in transfected 293T cell line by LIPA monoclonal antibody (M01), clone 1F9.

Lane 1: LIPA transfected lysate(45 KDa).

Lane 2: Non-transfected lysate.



Detection limit for recombinant GST tagged LIPA is approximately 10ng/ml as a capture antibody.

LIPA Antibody (monoclonal) (M01) - Background

This gene encodes lipase A, the lysosomal acid lipase (also known as cholesterol ester hydrolase). This enzyme functions in the lysosome to catalyze the hydrolysis of cholesteryl esters and triglycerides. Mutations in this gene can result in Wolman disease and cholesteryl ester storage disease. Alternatively spliced transcript variants encoding the same protein have been found for this gene.

LIPA Antibody (monoclonal) (M01) - References

Variation at the NFATC2 Locus Increases the Risk of Thiazolinedione-Induced Edema in the Diabetes REduction Assessment with ramipril and rosiglitazone Medication (DREAM) Study. Bailey SD, et al. Diabetes Care, 2010 Jul 13. PMID 20628086. Physiogenomic analysis of statin-treated patients: domain-specific counter effects within the ACACB gene on low-density lipoprotein cholesterol? Ruafo G, et al. Pharmacogenomics, 2010 Jul. PMID 20602615. Personalized smoking cessation: interactions between nicotine dose, dependence and quit-success genotype score. Rose JE, et al. Mol Med, 2010 Jul-Aug. PMID 20379614. New genetic associations detected in a host response study to hepatitis B vaccine. Davila S, et al. Genes Immun, 2010 Apr. PMID 20237496. Gene-centric association signals for lipids and apolipoproteins identified via the HumanCVD BeadChip. Talmud PJ, et al. Am J Hum Genet, 2009 Nov. PMID 19913121.