

**MEOX2 Antibody (monoclonal) (M03)**

Mouse monoclonal antibody raised against a full length recombinant MEOX2.

Catalog # AT2846a

**Specification**

---

**MEOX2 Antibody (monoclonal) (M03) - Product Information**

Application	WB, IHC, IF, E
Primary Accession	<a href="#">P50222</a>
Other Accession	<a href="#">BC017021</a>
Reactivity	Human, Mouse, Rat
Host	mouse
Clonality	Monoclonal
Isotype	IgG1 Kappa
Calculated MW	33594

**MEOX2 Antibody (monoclonal) (M03) - Additional Information**

**Gene ID** 4223

**Other Names**

Homeobox protein MOX-2, Growth arrest-specific homeobox, Mesenchyme homeobox 2, MEOX2, GAX, MOX2

**Target/Specificity**

MEOX2 (AAH17021, 1 a.a. ~ 303 a.a) full-length recombinant protein with GST tag. MW of the GST tag alone is 26 KDa.

**Dilution**

WB~~1:500~1000

IHC~~1:100~500

IF~~1:50~200

E~~N/A

**Format**

Clear, colorless solution in phosphate buffered saline, pH 7.2 .

**Storage**

Store at -20°C or lower. Aliquot to avoid repeated freezing and thawing.

**Precautions**

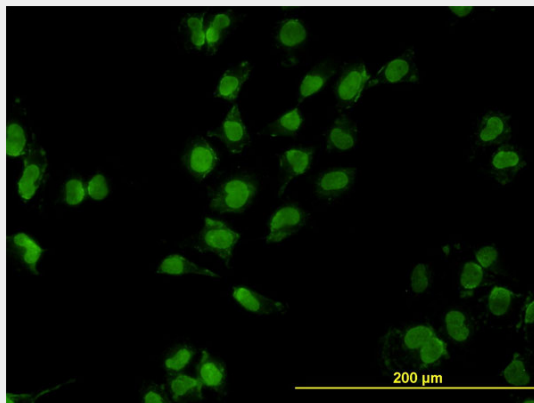
MEOX2 Antibody (monoclonal) (M03) is for research use only and not for use in diagnostic or therapeutic procedures.

**MEOX2 Antibody (monoclonal) (M03) - Protocols**

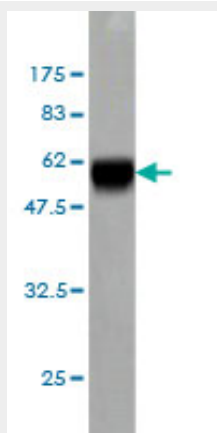
Provided below are standard protocols that you may find useful for product applications.

- [Western Blot](#)
- [Blocking Peptides](#)
- [Dot Blot](#)
- [Immunohistochemistry](#)
- [Immunofluorescence](#)
- [Immunoprecipitation](#)
- [Flow Cytometry](#)
- [Cell Culture](#)

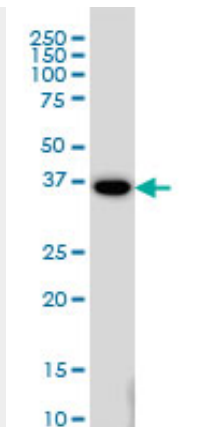
#### **MEOX2 Antibody (monoclonal) (M03) - Images**



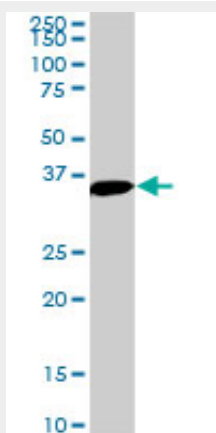
Immunofluorescence of monoclonal antibody to MEOX2 on HeLa cell. [antibody concentration 10 ug/ml]



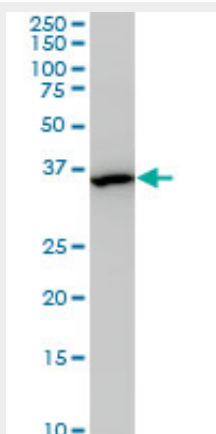
Antibody Reactive Against Recombinant Protein. Western Blot detection against Immunogen (59.07 KDa) .



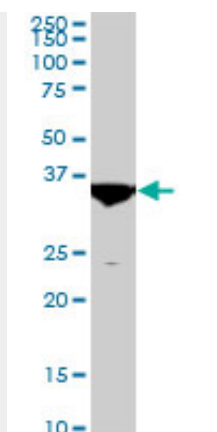
MEOX2 monoclonal antibody (M03), clone 6A5 Western Blot analysis of MEOX2 expression in HeLa (Cat # AT2846a)



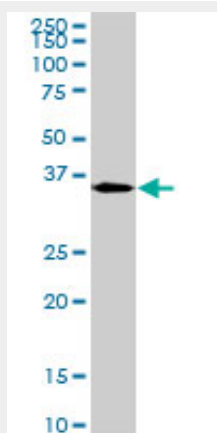
MEOX2 monoclonal antibody (M03), clone 6A5. Western Blot analysis of MEOX2 expression in PC-12 (Cat # AT2846a)



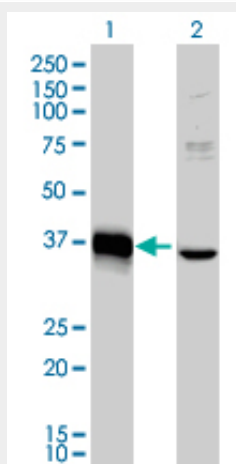
MEOX2 monoclonal antibody (M03), clone 6A5. Western Blot analysis of MEOX2 expression in Hela S3 NE (Cat # AT2846a)



MEOX2 monoclonal antibody (M03), clone 6A5. Western Blot analysis of MEOX2 expression in Raw 264.7 ( (Cat # AT2846a )

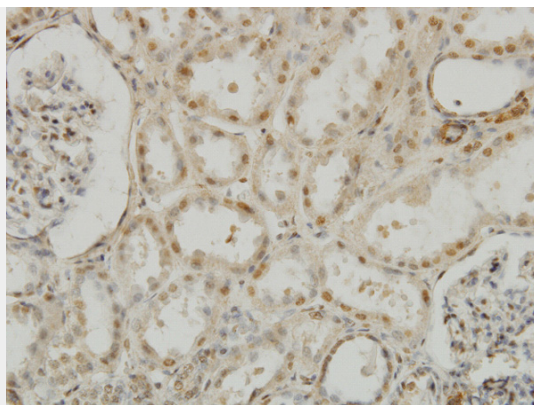


MEOX2 monoclonal antibody (M03), clone 6A5. Western Blot analysis of MEOX2 expression in NIH/3T3 ( (Cat # AT2846a )

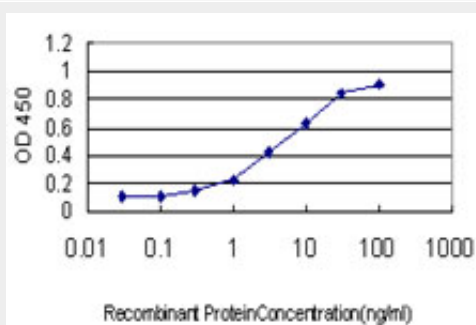


Western Blot analysis of MEOX2 expression in transfected 293T cell line by MEOX2 monoclonal antibody (M03), clone 6A5.

Lane 1: MEOX2 transfected lysate(33 KDa).  
Lane 2: Non-transfected lysate.



Immunoperoxidase of monoclonal antibody to MEOX2 on formalin-fixed paraffin-embedded human kidney. [antibody concentration 1 ug/ml]



Detection limit for recombinant GST tagged MEOX2 is approximately 0.3ng/ml as a capture antibody.

### **MEOX2 Antibody (monoclonal) (M03) - Background**

This gene encodes a member of a subfamily of non-clustered, diverged, antennapedia-like homeobox-containing genes. The encoded protein may play a role in the regulation of vertebrate limb myogenesis. Mutations in the related mouse protein may be associated with craniofacial and/or skeletal abnormalities, in addition to neurovascular dysfunction observed in Alzheimer's disease.

### **MEOX2 Antibody (monoclonal) (M03) - References**

1. MicroRNA-130a Mediates Proliferation of Vascular Smooth Muscle Cells in Hypertension. Wu WH, Hu CP, Chen XP, Zhang WF, Li XW, Xiong XM, Li YJ. Am J Hypertens. 2011 Jul 14. doi: 10.1038/ajh.2011.116. [Epub ahead of print]