

MYCBP Antibody (monoclonal) (M13)

Mouse monoclonal antibody raised against a partial recombinant MYCBP.

Catalog # AT2947a

Specification

MYCBP Antibody (monoclonal) (M13) - Product Information

Application	WB, E
Primary Accession	O99417
Other Accession	NM_012333
Reactivity	Human
Host	mouse
Clonality	Monoclonal
Isotype	IgG2a Kappa
Calculated MW	11967

MYCBP Antibody (monoclonal) (M13) - Additional Information**Gene ID** 26292**Other Names**

C-Myc-binding protein, Associate of Myc 1, AMY-1, MYCBP, AMY1

Target/Specificity

MYCBP (NP_036465.2, 34 a.a. ~ 103 a.a) partial recombinant protein with GST tag. MW of the GST tag alone is 26 KDa.

Dilution

WB~~1:500~1000

E~~N/A

Format

Clear, colorless solution in phosphate buffered saline, pH 7.2 .

Storage

Store at -20°C or lower. Aliquot to avoid repeated freezing and thawing.

Precautions

MYCBP Antibody (monoclonal) (M13) is for research use only and not for use in diagnostic or therapeutic procedures.

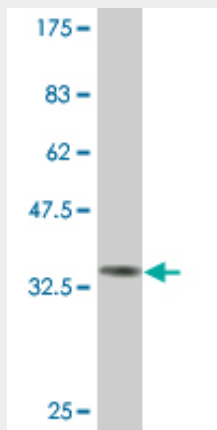
MYCBP Antibody (monoclonal) (M13) - Protocols

Provided below are standard protocols that you may find useful for product applications.

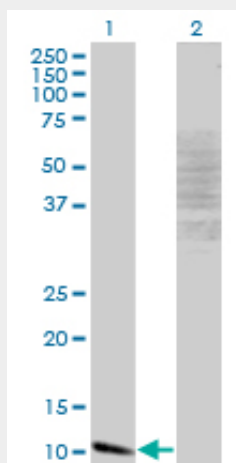
- [Western Blot](#)
- [Blocking Peptides](#)
- [Dot Blot](#)

- [Immunohistochemistry](#)
- [Immunofluorescence](#)
- [Immunoprecipitation](#)
- [Flow Cytometry](#)
- [Cell Culture](#)

MYCBP Antibody (monoclonal) (M13) - Images



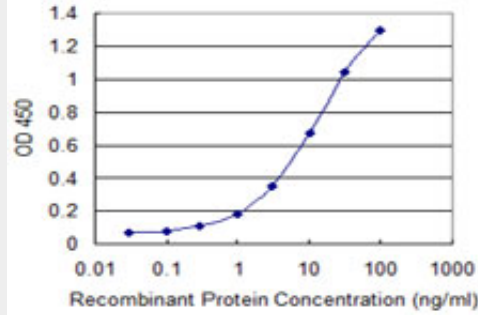
Antibody Reactive Against Recombinant Protein. Western Blot detection against Immunogen (33.44 KDa) .



Western Blot analysis of MYCBP expression in transfected 293T cell line by MYCBP monoclonal antibody (M13), clone 1B12.

Lane 1: MYCBP transfected lysate(12 KDa).

Lane 2: Non-transfected lysate.



Detection limit for recombinant GST tagged MYCBP is 0.1 ng/ml as a capture antibody.

MYCBP Antibody (monoclonal) (M13) - Background

The MYCBP gene encodes a protein that binds to the N-terminal region of MYC (MIM 190080) and stimulates the activation of E box-dependent transcription by MYC.

MYCBP Antibody (monoclonal) (M13) - References

Personalized smoking cessation: interactions between nicotine dose, dependence and quit-success genotype score. Rose JE, et al. Mol Med, 2010 Jul-Aug. PMID 20379614. Defining the human deubiquitinating enzyme interaction landscape. Sowa ME, et al. Cell, 2009 Jul 23. PMID 19615732. c-myc promoter binding protein regulates the cellular response to an altered glucose concentration. Sedoris KC, et al. Biochemistry, 2007 Jul 24. PMID 17595061. AMY-1 (associate of Myc-1) localization to the trans-Golgi network through interacting with BIG2, a guanine-nucleotide exchange factor for ADP-ribosylation factors. Ishizaki R, et al. Genes Cells, 2006 Aug. PMID 16866877. A human protein-protein interaction network: a resource for annotating the proteome. Stelzl U, et al. Cell, 2005 Sep 23. PMID 16169070.