

NEK2 Antibody (monoclonal) (M11)

Mouse monoclonal antibody raised against a partial recombinant NEK2.

Catalog # AT3016a

Specification

NEK2 Antibody (monoclonal) (M11) - Product Information

Application	IF, WB, E
Primary Accession	P51955
Other Accession	BC043502
Reactivity	Human, Mouse, Rat
Host	mouse
Clonality	Monoclonal
Isotype	IgG2a Kappa
Calculated MW	51763

NEK2 Antibody (monoclonal) (M11) - Additional Information

Gene ID 4751

Other Names

Serine/threonine-protein kinase Nek2, HSPK 21, Never in mitosis A-related kinase 2, NimA-related protein kinase 2, NimA-like protein kinase 1, NEK2, NEK2A, NLK1

Target/Specificity

NEK2 (AAH43502, 331 a.a. ~ 445 a.a) partial recombinant protein with GST tag. MW of the GST tag alone is 26 KDa.

Dilution

WB~~1:500~1000

Format

Clear, colorless solution in phosphate buffered saline, pH 7.2 .

Storage

Store at -20°C or lower. Aliquot to avoid repeated freezing and thawing.

Precautions

NEK2 Antibody (monoclonal) (M11) is for research use only and not for use in diagnostic or therapeutic procedures.

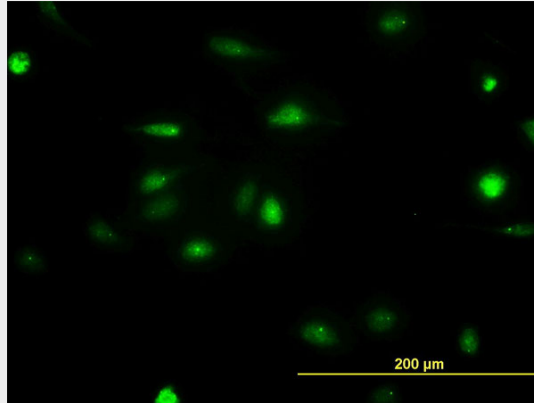
NEK2 Antibody (monoclonal) (M11) - Protocols

Provided below are standard protocols that you may find useful for product applications.

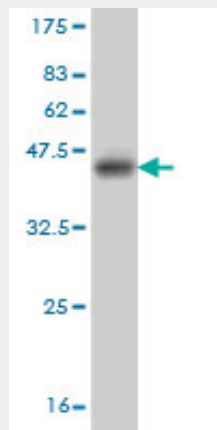
- [Western Blot](#)
- [Blocking Peptides](#)
- [Dot Blot](#)

- [Immunohistochemistry](#)
- [Immunofluorescence](#)
- [Immunoprecipitation](#)
- [Flow Cytometry](#)
- [Cell Culture](#)

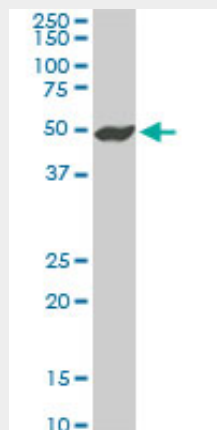
NEK2 Antibody (monoclonal) (M11) - Images



Immunofluorescence of monoclonal antibody to NEK2 on HeLa cell. [antibody concentration 25 ug/ml]

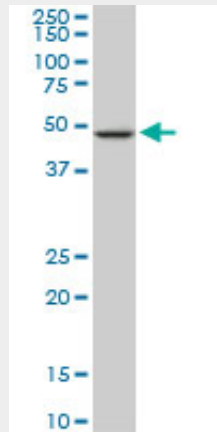


Antibody Reactive Against Recombinant Protein. Western Blot detection against Immunogen (38.28 KDa) .

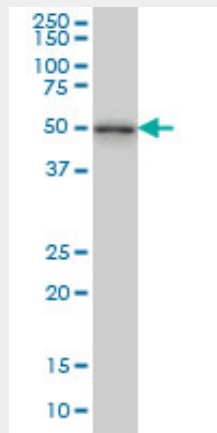


NEK2 monoclonal antibody (M11), clone 3B7. Western Blot analysis of NEK2 expression in PC-12 (

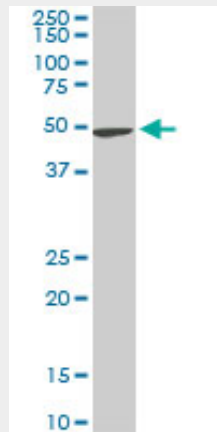
(Cat # AT3016a)



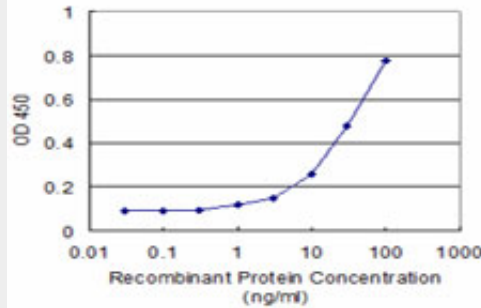
NEK2 monoclonal antibody (M11), clone 3B7. Western Blot analysis of NEK2 expression in Raw 264.7 ((Cat # AT3016a)



NEK2 monoclonal antibody (M11), clone 3B7 Western Blot analysis of NEK2 expression in MCF-7 ((Cat # AT3016a)



NEK2 monoclonal antibody (M11), clone 3B7. Western Blot analysis of NEK2 expression in NIH/3T3 ((Cat # AT3016a)



Detection limit for recombinant GST tagged NEK2 is approximately 3ng/ml as a capture antibody.

NEK2 Antibody (monoclonal) (M11) - References

Involvement of a centrosomal protein kendrin in the maintenance of centrosome cohesion by modulating Nek2A kinase activity. Matsuo K, et al. *Biochem Biophys Res Commun*, 2010 Jul 23. PMID 20599736. The Ras oncogene signals centrosome amplification in mammary epithelial cells through cyclin D1/Cdk4 and Nek2. Zeng X, et al. *Oncogene*, 2010 Sep 9. PMID 20581865. Centrosome-related genes, genetic variation, and risk of breast cancer. Olson JE, et al. *Breast Cancer Res Treat*, 2010 May 28. PMID 20508983. Three genetic developmental stages of papillary renal cell tumors: duplication of chromosome 1q marks fatal progression. Szponar A, et al. *Int J Cancer*, 2009 May 1. PMID 19123481. Nek2 as a novel molecular target for the treatment of breast carcinoma. Tsunoda N, et al. *Cancer Sci*, 2009 Jan. PMID 19038001.