

NMI Antibody (monoclonal) (M03)
Mouse monoclonal antibody raised against a partial recombinant NMI.
Catalog # AT3071a

Specification

NMI Antibody (monoclonal) (M03) - Product Information

Application	WB, IHC, E
Primary Accession	Q13287
Other Accession	BC001268
Reactivity	Human
Host	mouse
Clonality	Monoclonal
Isotype	IgG2b Kappa
Calculated MW	35057

NMI Antibody (monoclonal) (M03) - Additional Information

Gene ID 9111

Other Names

N-myc-interactor, Nmi, N-myc and STAT interactor, NMI

Target/Specificity

NMI (AAH01268, 1 a.a. ~ 100 a.a) partial recombinant protein with GST tag. MW of the GST tag alone is 26 KDa.

Dilution

WB~~1:500~1000

IHC~~1:100~500

E~~N/A

Format

Clear, colorless solution in phosphate buffered saline, pH 7.2 .

Storage

Store at -20°C or lower. Aliquot to avoid repeated freezing and thawing.

Precautions

NMI Antibody (monoclonal) (M03) is for research use only and not for use in diagnostic or therapeutic procedures.

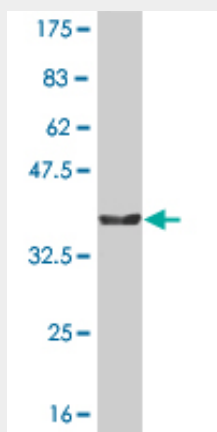
NMI Antibody (monoclonal) (M03) - Protocols

Provided below are standard protocols that you may find useful for product applications.

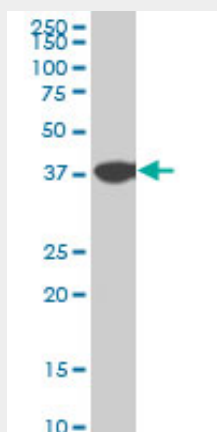
- [Western Blot](#)
- [Blocking Peptides](#)

- [Dot Blot](#)
- [Immunohistochemistry](#)
- [Immunofluorescence](#)
- [Immunoprecipitation](#)
- [Flow Cytometry](#)
- [Cell Culture](#)

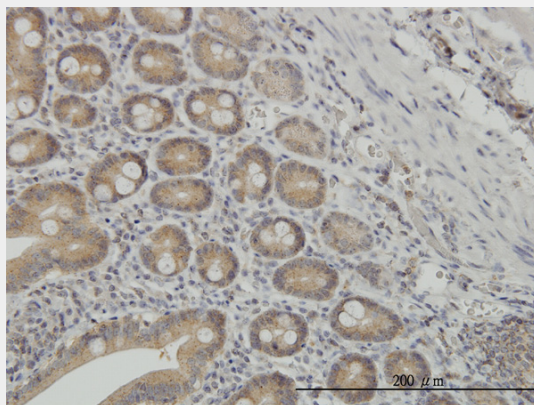
NMI Antibody (monoclonal) (M03) - Images



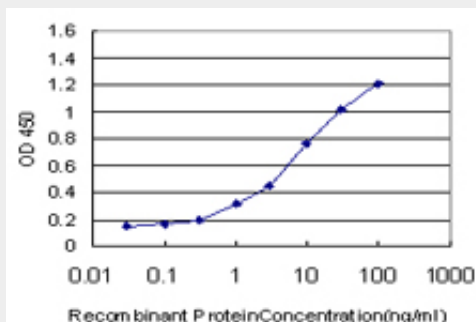
Antibody Reactive Against Recombinant Protein. Western Blot detection against Immunogen (36.74 kDa) .



NMI monoclonal antibody (M03), clone 9B8 Western Blot analysis of NMI expression in HeLa (Cat # AT3071a)



Immunoperoxidase of monoclonal antibody to NMI on formalin-fixed paraffin-embedded human small Intestine. [antibody concentration 3 ug/ml]



Detection limit for recombinant GST tagged NMI is approximately 0.3ng/ml as a capture antibody.

NMI Antibody (monoclonal) (M03) - Background

NMYC interactor (NMI) encodes a protein that interacts with NMYC and CMYC (two members of the oncogene Myc family), and other transcription factors containing a Zip, HLH, or HLH-Zip motif. The NMI protein also interacts with all STATs except STAT2 and augments STAT-mediated transcription in response to cytokines IL2 and IFN-gamma. The NMI mRNA has low expression levels in all human fetal and adult tissues tested except brain and has high expression in cancer cell line-myeloid leukemias.

NMI Antibody (monoclonal) (M03) - References

New genetic associations detected in a host response study to hepatitis B vaccine. Davila S, et al. Genes Immun, 2010 Apr. PMID 20237496. Nmi (N-Myc interactor) inhibits Wnt/beta-catenin signaling and retards tumor growth. Fillmore RA, et al. Int J Cancer, 2009 Aug 1. PMID 19358268. Tagging single-nucleotide polymorphisms in candidate oncogenes and susceptibility to ovarian cancer. Quaye L, et al. Br J Cancer, 2009 Mar 24. PMID 19240718. Evaluating new candidate SNPs as low penetrance risk factors in sporadic breast cancer: a two-stage Spanish case-control study. Vega A, et al. Gynecol Oncol, 2009 Jan. PMID 18950845. The effects of common genetic variants in oncogenes on ovarian cancer survival. Quaye L, et al. Clin Cancer Res, 2008 Sep 15. PMID 18794094.