

NR1H4 Antibody (monoclonal) (M01)**Mouse monoclonal antibody raised against a partial recombinant NR1H4.****Catalog # AT3098a****Specification**

NR1H4 Antibody (monoclonal) (M01) - Product Information

| | |
|-------------------|---------------------------|
| Application | WB, IF, E |
| Primary Accession | O96RI1 |
| Other Accession | NM_005123 |
| Reactivity | Human |
| Host | mouse |
| Clonality | Monoclonal |
| Isotype | IgG1 Kappa |
| Calculated MW | 55914 |

NR1H4 Antibody (monoclonal) (M01) - Additional Information**Gene ID** 9971**Other Names**

Bile acid receptor, Farnesoid X-activated receptor, Farnesol receptor HRR-1, Nuclear receptor subfamily 1 group H member 4, Retinoid X receptor-interacting protein 14, RXR-interacting protein 14, NR1H4, BAR, FXR, HRR1, RIP14

Target/Specificity

NR1H4 (NP_005114, 363 a.a. ~ 472 a.a) partial recombinant protein with GST tag. MW of the GST tag alone is 26 KDa.

Dilution

WB~~1:500~1000

IF~~1:50~200

E~~N/A

Format

Clear, colorless solution in phosphate buffered saline, pH 7.2 .

Storage

Store at -20°C or lower. Aliquot to avoid repeated freezing and thawing.

Precautions

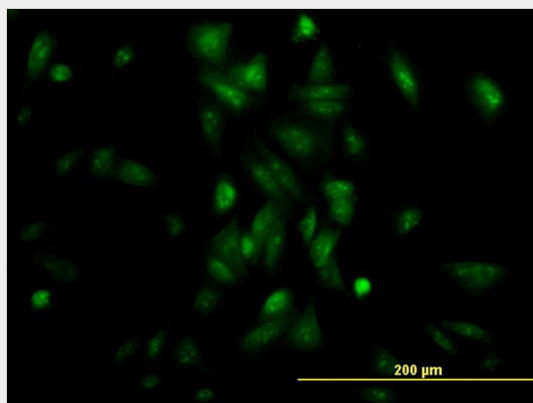
NR1H4 Antibody (monoclonal) (M01) is for research use only and not for use in diagnostic or therapeutic procedures.

NR1H4 Antibody (monoclonal) (M01) - Protocols

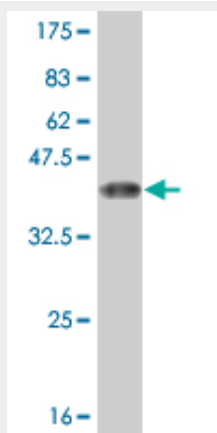
Provided below are standard protocols that you may find useful for product applications.

- [Western Blot](#)
- [Blocking Peptides](#)
- [Dot Blot](#)
- [Immunohistochemistry](#)
- [Immunofluorescence](#)
- [Immunoprecipitation](#)
- [Flow Cytometry](#)
- [Cell Culture](#)

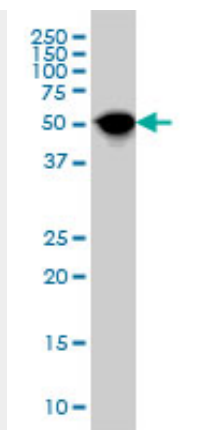
NR1H4 Antibody (monoclonal) (M01) - Images



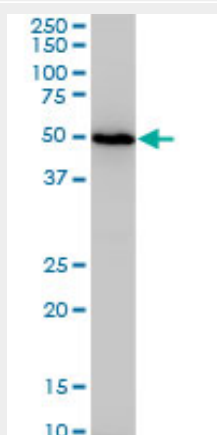
Immunofluorescence of monoclonal antibody to NR1H4 on HepG2 cell. [antibody concentration 10 ug/ml]



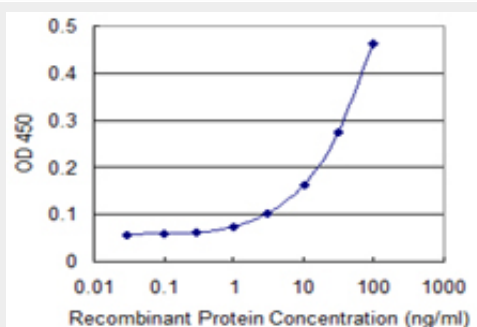
Antibody Reactive Against Recombinant Protein. Western Blot detection against Immunogen (37.84 KDa) .



NR1H4 monoclonal antibody (M01), clone 1G11 Western Blot analysis of NR1H4 expression in HepG2 (Cat # AT3098a)



NR1H4 monoclonal antibody (M01), clone 1G11. Western Blot analysis of NR1H4 expression in A-431 (Cat # AT3098a)



Detection limit for recombinant GST tagged NR1H4 is 1 ng/ml as a capture antibody.

NR1H4 Antibody (monoclonal) (M01) - References

The nuclear receptor FXR is expressed in pancreatic beta-cells and protects human islets from lipotoxicity. Popescu IR, et al. FEBS Lett, 2010 Jul 2. PMID 20447400. Bile acids and their nuclear receptor FXR: Relevance for hepatobiliary and gastrointestinal disease. Gadaleta RM, et al. Biochim Biophys Acta, 2010 Jul. PMID 20399894. Genetic risk factors for hepatopulmonary syndrome in patients with advanced liver disease. Roberts KE, et al. Gastroenterology, 2010 Jul. PMID 20346360. Regulation of the human bile acid UDP-glucuronosyltransferase 1A3 by the farnesoid X receptor and bile acids. Erichsen TJ, et al. J Hepatol, 2010 Apr. PMID 20189675. Farnesoid X receptor, through the binding with steroidogenic factor 1-responsive element, inhibits aromatase expression in tumor Leydig cells. Catalano S, et al. J Biol Chem, 2010 Feb 19. PMID 20026603.