

NR4A2 Antibody (monoclonal) (M08)**Mouse monoclonal antibody raised against a partial recombinant NR4A2.****Catalog # AT3108a****Specification**

NR4A2 Antibody (monoclonal) (M08) - Product Information

Application	WB, IF
Primary Accession	P43354
Other Accession	BC066890
Reactivity	Human
Host	mouse
Clonality	Monoclonal
Isotype	IgG2a Kappa
Calculated MW	66591

NR4A2 Antibody (monoclonal) (M08) - Additional Information**Gene ID** 4929**Other Names**

Nuclear receptor subfamily 4 group A member 2, Immediate-early response protein NOT, Orphan nuclear receptor NURR1, Transcriptionally-inducible nuclear receptor, NR4A2, NOT, NURR1, TINUR

Target/Specificity

NR4A2 (AAH66890, 71 a.a. ~ 170 a.a) partial recombinant protein with GST tag. MW of the GST tag alone is 26 KDa.

Dilution

WB~~1:500~1000

IF~~1:50~200

Format

Clear, colorless solution in phosphate buffered saline, pH 7.2 .

Storage

Store at -20°C or lower. Aliquot to avoid repeated freezing and thawing.

Precautions

NR4A2 Antibody (monoclonal) (M08) is for research use only and not for use in diagnostic or therapeutic procedures.

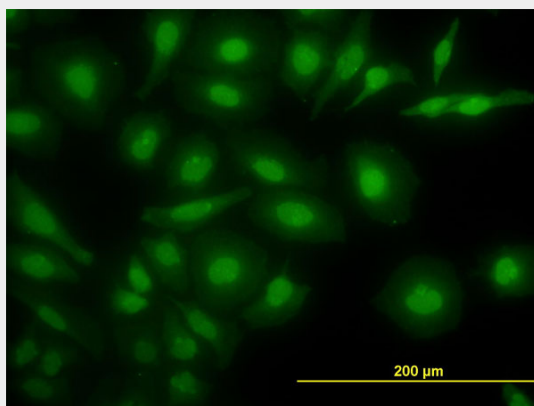
NR4A2 Antibody (monoclonal) (M08) - Protocols

Provided below are standard protocols that you may find useful for product applications.

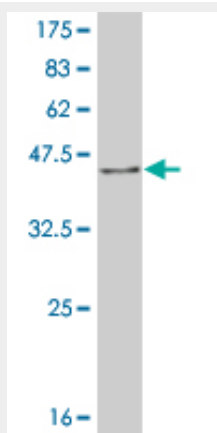
- [Western Blot](#)
- [Blocking Peptides](#)

- [Dot Blot](#)
- [Immunohistochemistry](#)
- [Immunofluorescence](#)
- [Immunoprecipitation](#)
- [Flow Cytometry](#)
- [Cell Culture](#)

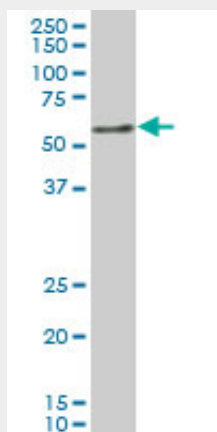
NR4A2 Antibody (monoclonal) (M08) - Images




Immunofluorescence of monoclonal antibody to NR4A2 on HeLa cell. [antibody concentration 10 ug/ml]



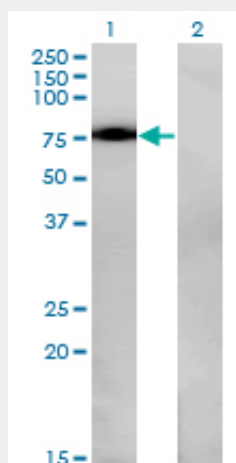
Antibody Reactive Against Recombinant Protein. Western Blot detection against Immunogen (36.63 KDa) .



NR4A2 monoclonal antibody (M08), clone 2G5. Western Blot analysis of NR4A2 expression in human stomach.



NR4A2 monoclonal antibody (M08), clone 2G5 Western Blot analysis of NR4A2 expression in Hela S3 NE (Cat # AT3108a)



Western Blot analysis of NR4A2 expression in transfected 293T cell line by NR4A2 monoclonal antibody (M08), clone 2G5.

Lane 1: NR4A2 transfected lysate(66.6 kDa).

Lane 2: Non-transfected lysate.

NR4A2 Antibody (monoclonal) (M08) - Background

This gene encodes a member of the steroid-thyroid hormone-retinoid receptor superfamily. The encoded protein may act as a transcription factor. Mutations in this gene have been associated with disorders related to dopaminergic dysfunction, including Parkinson disease, schizophrenia, and manic depression. Misregulation of this gene may be associated with rheumatoid arthritis. Alternatively spliced transcript variants have been described, but their biological validity has not been determined.

NR4A2 Antibody (monoclonal) (M08) - References

Replicated association of the NR4A3 gene with smoking behavior in schizophrenia and in bipolar disorder. Novak G, et al. Genes Brain Behav, 2010 Jul 24. PMID 20659174. Variation at the NFATC2 Locus Increases the Risk of Thiazolidinedione-Induced Edema in the Diabetes REDuction Assessment with ramipril and rosiglitazone Medication (DREAM) Study. Bailey SD, et al. Diabetes

Care, 2010 Jul 13. PMID 20628086. Response to methadone maintenance treatment is associated with the MYOCD and GRM6 genes. Fonseca F, et al. Mol Diagn Ther, 2010 Jun 1. PMID 20560679. Nuclear receptor Nurr1 is expressed in and is associated with human restenosis and inhibits vascular lesion formation in mice involving inhibition of smooth muscle cell proliferation and inflammation. Bonta PI, et al. Circulation, 2010 May 11. PMID 20421523. Foxa2 and Nurr1 synergistically yield A9 nigral dopamine neurons exhibiting improved differentiation, function, and cell survival. Lee HS, et al. Stem Cells, 2010 Mar 31. PMID 20049900.