10320 Camino Santa Fe, Suite G
San Diego, CA 92121
Tel: 858.875.1900 Fax: 858.875.1999

# NRBP1 Antibody (monoclonal) (M01)

**Mouse monoclonal antibody raised against a partial recombinant NRBP1.**
**Catalog # AT3112a**

## Specification

### NRBP1 Antibody (monoclonal) (M01) - Product Information

| | |
|---|---|
| Application | **IF, WB** |
| Primary Accession | Q9UHY1 |
| Other Accession | BC001221 |
| Reactivity | **Human** |
| Host | **mouse** |
| Clonality | **Monoclonal** |
| Isotype | **IgG2a Kappa** |
| Calculated MW | **59845** |

### NRBP1 Antibody (monoclonal) (M01) - Additional Information

**Gene ID** 29959

**Other Names**
Nuclear receptor-binding protein, NRBP1, BCON3 {ECO:0000312|EMBL:AAF219671}, NRBP

**Target/Specificity**
NRBP1 (AAH01221, 436 a.a. ~ 535 a.a) partial recombinant protein with GST tag. MW of the GST tag alone is 26 KDa.

**Dilution**
WB~~1:500~1000

**Format**
Clear, colorless solution in phosphate buffered saline, pH 7.2 .

**Storage**
Store at -20°C or lower. Aliquot to avoid repeated freezing and thawing.

**Precautions**
NRBP1 Antibody (monoclonal) (M01) is for research use only and not for use in diagnostic or therapeutic procedures.

### NRBP1 Antibody (monoclonal) (M01) - Protocols

Provided below are standard protocols that you may find useful for product applications.

- Western Blot
- Blocking Peptides
- Dot Blot
- Immunohistochemistry

10320 Camino Santa Fe, Suite G
San Diego, CA 92121
Tel: 858.875.1900 Fax: 858.875.1999

- Immunofluorescence
- Immunoprecipitation
- Flow Cytomety
- Cell Culture

**NRBP1 Antibody (monoclonal) (M01) - Images**

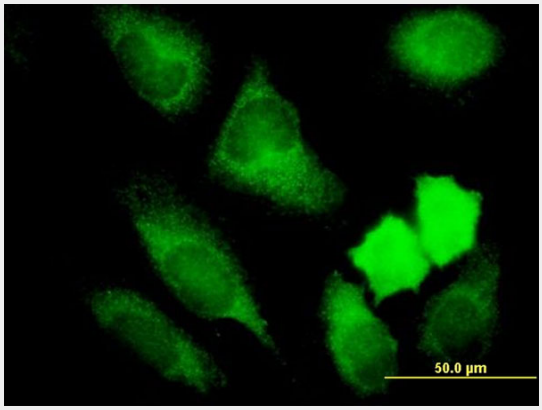


Immunofluorescence of monoclonal antibody to NRBP1 on HeLa cell. [antibody concentration 10 ug/ml]

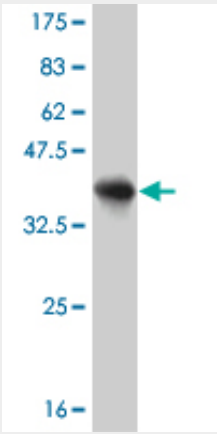


Antibody Reactive Against Recombinant Protein.Western Blot detection against Immunogen (36.63 KDa) .




NRBP monoclonal antibody (M01), clone 4D2 Western Blot analysis of NRBP expression in HL-60 ( (Cat # AT3112a )

10320 Camino Santa Fe, Suite G
San Diego, CA 92121
Tel: 858.875.1900 Fax: 858.875.1999

**NRBP1 Antibody (monoclonal) (M01) - References**

Large-scale mapping of human protein-protein interactions by mass spectrometry. Ewing RM, et al. Mol Syst Biol, 2007. PMID 17353931.Adapter protein NRBP associates with Jab1 and negatively regulates AP-1 activity. Wang H, et al. FEBS Lett, 2006 Oct 30. PMID 17052710.A probability-based approach for high-throughput protein phosphorylation analysis and site localization. Beausoleil SA, et al. Nat Biotechnol, 2006 Oct. PMID 16964243.Towards a proteome-scale map of the human protein-protein interaction network. Rual JF, et al. Nature, 2005 Oct 20. PMID 16189514.A human protein-protein interaction network: a resource for annotating the proteome. Stelzl U, et al. Cell, 2005 Sep 23. PMID 16169070.