

**PCDHGA2 Antibody (monoclonal) (M01)****Mouse monoclonal antibody raised against a partial recombinant PCDHGA2.****Catalog # AT3227a****Specification**

---

**PCDHGA2 Antibody (monoclonal) (M01) - Product Information**

Application	WB, E
Primary Accession	<a href="#">O9Y5H1</a>
Other Accession	<a href="#">NM_018915</a>
Reactivity	Human, Mouse
Host	mouse
Clonality	Monoclonal
Isotype	IgG2a Kappa
Calculated MW	101484

**PCDHGA2 Antibody (monoclonal) (M01) - Additional Information****Gene ID** 56113**Other Names**

Protocadherin gamma-A2, PCDH-gamma-A2, PCDHGA2

**Target/Specificity**

PCDHGA2 (NP\_061738, 223 a.a. ~ 331 a.a) partial recombinant protein with GST tag. MW of the GST tag alone is 26 KDa.

**Dilution**

WB~~1:500~1000

E~~N/A

**Format**

Clear, colorless solution in phosphate buffered saline, pH 7.2 .

**Storage**

Store at -20°C or lower. Aliquot to avoid repeated freezing and thawing.

**Precautions**

PCDHGA2 Antibody (monoclonal) (M01) is for research use only and not for use in diagnostic or therapeutic procedures.

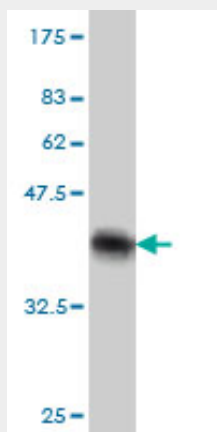
**PCDHGA2 Antibody (monoclonal) (M01) - Protocols**

Provided below are standard protocols that you may find useful for product applications.

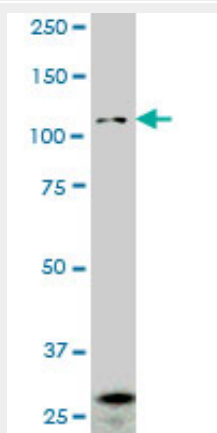
- [Western Blot](#)
- [Blocking Peptides](#)
- [Dot Blot](#)

- [Immunohistochemistry](#)
- [Immunofluorescence](#)
- [Immunoprecipitation](#)
- [Flow Cytometry](#)
- [Cell Culture](#)

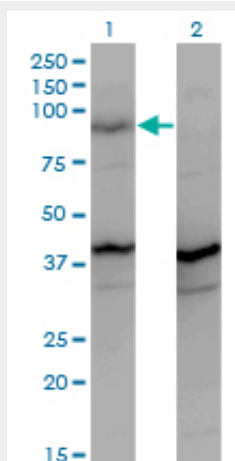
#### PCDHGA2 Antibody (monoclonal) (M01) - Images



Antibody Reactive Against Recombinant Protein. Western Blot detection against Immunogen (37.73 kDa) .

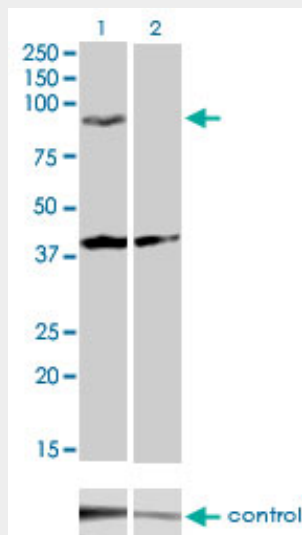


PCDHGA2 monoclonal antibody (M01), clone 2A7. Western Blot analysis of PCDHGA2 expression in Raw 264.7.

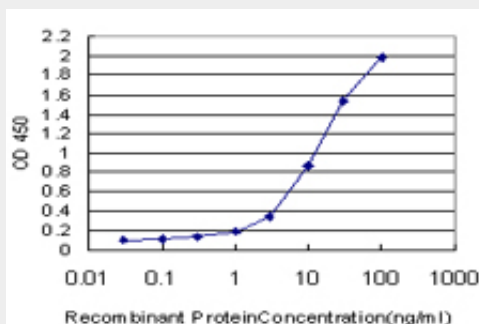


Western Blot analysis of PCDHGA2 expression in transfected 293T cell line by PCDHGA2 monoclonal antibody (M01), clone 2A7.

Lane 1: PCDHGA2 transfected lysate(90.3 KDa).  
Lane 2: Non-transfected lysate.



Western blot analysis of PCDHGA2 over-expressed 293 cell line, cotransfected with PCDHGA2 Validated Chimera RNAi (Cat # AT3227a)



Detection limit for recombinant GST tagged PCDHGA2 is approximately 0.1ng/ml as a capture antibody.

### PCDHGA2 Antibody (monoclonal) (M01) - Background

This gene is a member of the protocadherin gamma gene cluster, one of three related clusters tandemly linked on chromosome five. These gene clusters have an immunoglobulin-like organization, suggesting that a novel mechanism may be involved in their regulation and expression. The gamma gene cluster includes 22 genes divided into 3 subfamilies. Subfamily A contains 12 genes, subfamily B contains 7 genes and 2 pseudogenes, and the more distantly related subfamily C contains 3 genes. The tandem array of 22 large, variable region exons are followed by a constant region, containing 3 exons shared by all genes in the cluster. Each variable region exon encodes the extracellular region, which includes 6 cadherin ectodomains and a transmembrane region. The constant region exons encode the common cytoplasmic region. These neural cadherin-like cell adhesion proteins most likely play a critical role in the establishment and function of specific cell-cell connections in the brain. Alternative splicing has been described for the gamma cluster genes.

### PCDHGA2 Antibody (monoclonal) (M01) - References

Personalized smoking cessation: interactions between nicotine dose, dependence and quit-success genotype score. Rose JE, et al. Mol Med, 2010 Jul-Aug. PMID 20379614. Generation and initial analysis of more than 15,000 full-length human and mouse cDNA sequences. Strausberg RL, et al. Proc Natl Acad Sci U S A, 2002 Dec 24. PMID 12477932. Comparative DNA sequence analysis of mouse and human protocadherin gene clusters. Wu Q, et al. Genome Res, 2001 Mar. PMID 11230163. Phylogenetic analysis of the cadherin superfamily allows identification of six major subfamilies besides several solitary members. Nolllet F, et al. J Mol Biol, 2000 Jun 9. PMID 10835267. Cadherin superfamily genes: functions, genomic organization, and neurologic diversity. Yagi T, et al. Genes Dev, 2000 May 15. PMID 10817752.