

PFN2 Antibody (monoclonal) (M05)**Mouse monoclonal antibody raised against a partial recombinant PFN2.****Catalog # AT3275a****Specification**

PFN2 Antibody (monoclonal) (M05) - Product Information

Application	WB, E
Primary Accession	P35080
Other Accession	NM_002628
Reactivity	Human
Host	mouse
Clonality	Monoclonal
Isotype	IgG2a Kappa
Calculated MW	15046

PFN2 Antibody (monoclonal) (M05) - Additional Information**Gene ID** 5217**Other Names**

Profilin-2, Profilin II, PFN2

Target/Specificity

PFN2 (NP_002619, 41 a.a. ~ 140 a.a) partial recombinant protein with GST tag. MW of the GST tag alone is 26 KDa.

Dilution

WB~~1:500~1000

Format

Clear, colorless solution in phosphate buffered saline, pH 7.2 .

Storage

Store at -20°C or lower. Aliquot to avoid repeated freezing and thawing.

Precautions

PFN2 Antibody (monoclonal) (M05) is for research use only and not for use in diagnostic or therapeutic procedures.

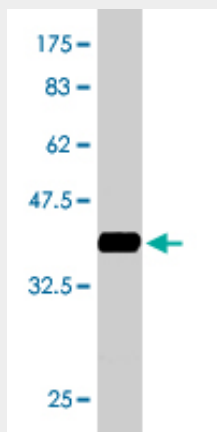
PFN2 Antibody (monoclonal) (M05) - Protocols

Provided below are standard protocols that you may find useful for product applications.

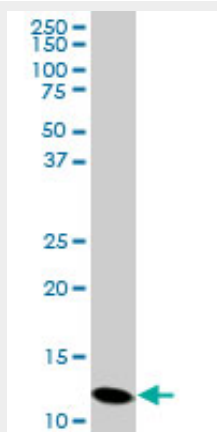
- [Western Blot](#)
- [Blocking Peptides](#)
- [Dot Blot](#)
- [Immunohistochemistry](#)

- [Immunofluorescence](#)
- [Immunoprecipitation](#)
- [Flow Cytometry](#)
- [Cell Culture](#)

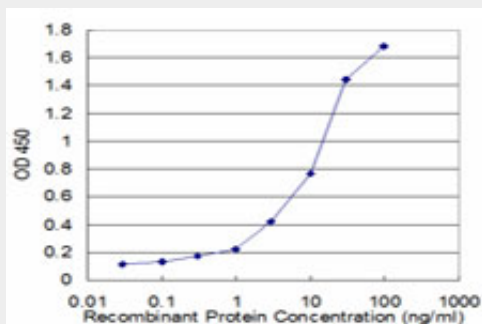
PFN2 Antibody (monoclonal) (M05) - Images



Antibody Reactive Against Recombinant Protein. Western Blot detection against Immunogen (36.74 kDa) .



PFN2 monoclonal antibody (M05), clone 6G3. Western Blot analysis of PFN2 expression in HeLa (Cat # AT3275a)



Detection limit for recombinant GST tagged PFN2 is approximately 0.1ng/ml as a capture antibody.

PFN2 Antibody (monoclonal) (M05) - Background

The protein encoded by this gene is a ubiquitous actin monomer-binding protein belonging to the profilin family. It is thought to regulate actin polymerization in response to extracellular signals. There are two alternatively spliced transcript variants encoding different isoforms described for this gene.

PFN2 Antibody (monoclonal) (M05) - References

Phosphorylation of profilin by ROCK1 regulates polyglutamine aggregation. Shao J, et al. Mol Cell Biol, 2008 Sep. PMID 18573880. Identification of Rgl3 as a potential binding partner for Rap-family small G-proteins and profilin II. Xu J, et al. Cell Signal, 2007 Jul. PMID 17382517. A human protein-protein interaction network: a resource for annotating the proteome. Stelzl U, et al. Cell, 2005 Sep 23. PMID 16169070. Profilin regulates the activity of p42POP, a novel Myb-related transcription factor. Lederer M, et al. J Cell Sci, 2005 Jan 15. PMID 15615774. The status, quality, and expansion of the NIH full-length cDNA project: the Mammalian Gene Collection (MGC). Gerhard DS, et al. Genome Res, 2004 Oct. PMID 15489334.