

PKP4 Antibody (monoclonal) (M06)

Mouse monoclonal antibody raised against a partial recombinant PKP4.

Catalog # AT3325a

Specification

PKP4 Antibody (monoclonal) (M06) - Product Information

Application	WB, IF, E
Primary Accession	O99569
Other Accession	NM_001005476
Reactivity	Human
Host	mouse
Clonality	Monoclonal
Isotype	IgG2a Kappa
Calculated MW	131868

PKP4 Antibody (monoclonal) (M06) - Additional Information**Gene ID** 8502**Other Names**

Plakophilin-4, p0071, PKP4

Target/Specificity

PKP4 (NP_001005476, 12 a.a. ~ 110 a.a) partial recombinant protein with GST tag. MW of the GST tag alone is 26 KDa.

Dilution

WB~~1:500~1000

IF~~1:50~200

E~~N/A

Format

Clear, colorless solution in phosphate buffered saline, pH 7.2 .

Storage

Store at -20°C or lower. Aliquot to avoid repeated freezing and thawing.

Precautions

PKP4 Antibody (monoclonal) (M06) is for research use only and not for use in diagnostic or therapeutic procedures.

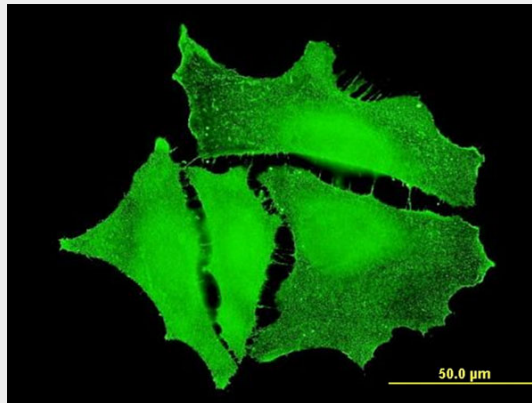
PKP4 Antibody (monoclonal) (M06) - Protocols

Provided below are standard protocols that you may find useful for product applications.

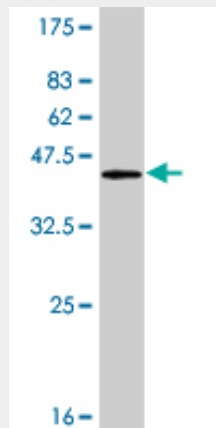
- [Western Blot](#)
- [Blocking Peptides](#)

- [Dot Blot](#)
- [Immunohistochemistry](#)
- [Immunofluorescence](#)
- [Immunoprecipitation](#)
- [Flow Cytometry](#)
- [Cell Culture](#)

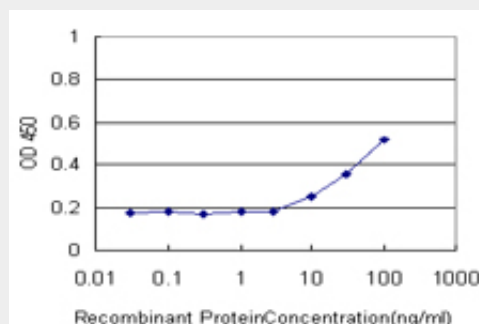
PKP4 Antibody (monoclonal) (M06) - Images



Immunofluorescence of monoclonal antibody to PKP4 on HeLa cell . [antibody concentration 10 ug/ml]



Antibody Reactive Against Recombinant Protein. Western Blot detection against Immunogen (36.63 KDa) .



Detection limit for recombinant GST tagged PKP4 is approximately 10ng/ml as a capture antibody.

PKP4 Antibody (monoclonal) (M06) - Background

Armadillo-like proteins are characterized by a series of armadillo repeats, first defined in the *Drosophila* 'armadillo' gene product, that are typically 42 to 45 amino acids in length. These proteins can be divided into subfamilies based on their number of repeats, their overall sequence similarity, and the dispersion of the repeats throughout their sequences. Members of the p120(ctn)/plakophilin subfamily of Armadillo-like proteins, including CTNND1, CTNND2, PKP1, PKP2, PKP4, and ARVCF. PKP4 may be a component of desmosomal plaque and other adhesion plaques and is thought to be involved in regulating junctional plaque organization and cadherin function. Multiple transcript variants have been found for this gene, but the full-length nature of only two of them have been described so far. These two variants encode distinct isoforms.

PKP4 Antibody (monoclonal) (M06) - References

Personalized smoking cessation: interactions between nicotine dose, dependence and quit-success genotype score. Rose JE, et al. *Mol Med*, 2010 Jul-Aug. PMID 20379614. Protein p0071, an armadillo plaque protein of adherens junctions, is predominantly expressed in distal renal tubules. Walter B, et al. *Histochem Cell Biol*, 2010 Jan. PMID 19830446. PDZ-domain-directed basolateral targeting of the peripheral membrane protein FRMPD2 in epithelial cells. Stenzel N, et al. *J Cell Sci*, 2009 Sep 15. PMID 19706687. Targeting of p0071 to the midbody depends on KIF3. Keil R, et al. *J Cell Sci*, 2009 Apr 15. PMID 19339549. Large-scale structural analysis of the classical human protein tyrosine phosphatome. Barr AJ, et al. *Cell*, 2009 Jan 23. PMID 19167335.