

## **PRPF19 Antibody (monoclonal) (M07)**

Mouse monoclonal antibody raised against a partial recombinant PRPF19.

Catalog # AT3441a

### **Specification**

---

#### **PRPF19 Antibody (monoclonal) (M07) - Product Information**

Application	IF, WB, E
Primary Accession	<a href="#">O9UMS4</a>
Other Accession	<a href="#">NM_014502</a>
Reactivity	Human, Mouse, Rat
Host	mouse
Clonality	Monoclonal
Isotype	IgG2a Kappa
Calculated MW	55181

#### **PRPF19 Antibody (monoclonal) (M07) - Additional Information**

**Gene ID** 27339

##### **Other Names**

Pre-mRNA-processing factor 19, 632-, Nuclear matrix protein 200, PRP19/PSO4 homolog, hPso4, Senescence evasion factor, PRPF19 ([HGNC:17896](http://www.genenames.org/cgi-bin/gene_symbol_report?hgnc_id=17896))

##### **Target/Specificity**

PRPF19 (NP\_055317, 1 a.a. ~ 90 a.a) partial recombinant protein with GST tag. MW of the GST tag alone is 26 kDa.

##### **Dilution**

WB ~ 1:500 ~ 1000

##### **Format**

Clear, colorless solution in phosphate buffered saline, pH 7.2 .

##### **Storage**

Store at -20°C or lower. Aliquot to avoid repeated freezing and thawing.

##### **Precautions**

PRPF19 Antibody (monoclonal) (M07) is for research use only and not for use in diagnostic or therapeutic procedures.

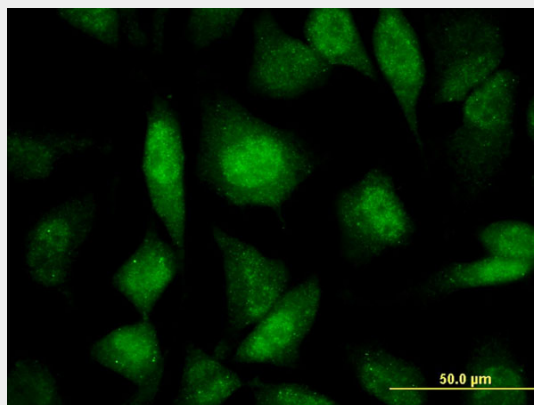
#### **PRPF19 Antibody (monoclonal) (M07) - Protocols**

Provided below are standard protocols that you may find useful for product applications.

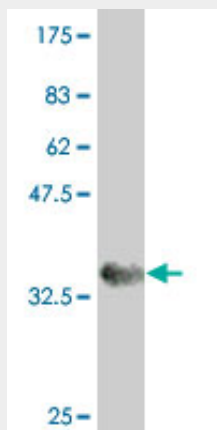
- [Western Blot](#)

- [Blocking Peptides](#)
- [Dot Blot](#)
- [Immunohistochemistry](#)
- [Immunofluorescence](#)
- [Immunoprecipitation](#)
- [Flow Cytometry](#)
- [Cell Culture](#)

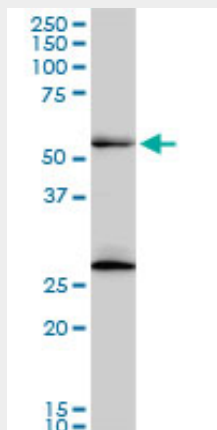
### PRPF19 Antibody (monoclonal) (M07) - Images



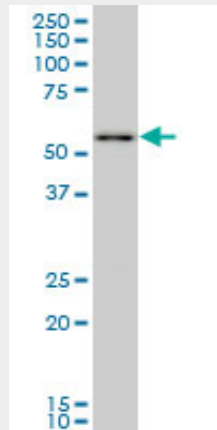
Immunofluorescence of monoclonal antibody to PRPF19 on HeLa cell . [antibody concentration 10 ug/ml]



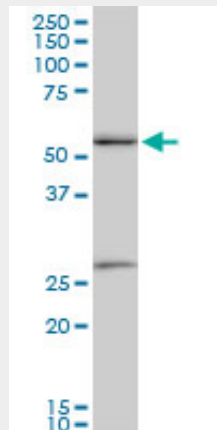
Antibody Reactive Against Recombinant Protein. Western Blot detection against Immunogen (35.64 KDa) .




PRPF19 monoclonal antibody (M07), clone 2E5. Western Blot analysis of PRPF19 expression in PC-12((Cat # AT3441a )



PRPF19 monoclonal antibody (M07), clone 2E5. Western Blot analysis of PRPF19 expression in Hela S3 NE ( (Cat # AT3441a )



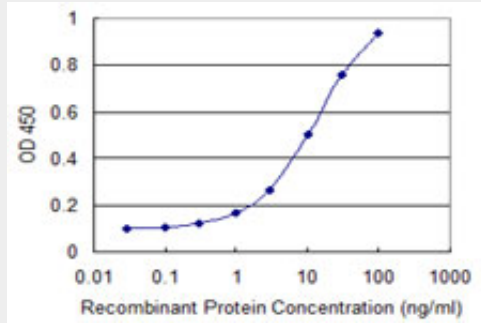
PRPF19 monoclonal antibody (M07), clone 2E5. Western Blot analysis of PRPF19 expression in NIH/3T3((Cat # AT3441a )



Western Blot analysis of PRPF19 expression in transfected 293T cell line by PRPF19 monoclonal antibody (M07), clone 2E5.

Lane 1: PRPF19 transfected lysate(55.2 KDa).

Lane 2: Non-transfected lysate.



Detection limit for recombinant GST tagged PRPF19 is 0.3 ng/ml as a capture antibody.

### **PRPF19 Antibody (monoclonal) (M07) - Background**

PSO4 is the human homolog of yeast Pso4, a gene essential for cell survival and DNA repair (Beck et al., 2008 [PubMed 18263876]).

### **PRPF19 Antibody (monoclonal) (M07) - References**

Regulation of Metnase's TIR binding activity by its binding partner, Pso4. Beck BD, et al. Arch Biochem Biophys, 2010 Jun 15. PMID 20416268. Molecular architecture of the human Prp19/CDC5L complex. Grote M, et al. Mol Cell Biol, 2010 May. PMID 20176811. Blom7alpha is a novel heterogeneous nuclear ribonucleoprotein K homology domain protein involved in pre-mRNA splicing that interacts with SNEVPrp19-Pso4. Grillari J, et al. J Biol Chem, 2009 Oct 16. PMID 19641227. Human Pso4 is a metnase (SETMAR)-binding partner that regulates metnase function in DNA repair. Beck BD, et al. J Biol Chem, 2008 Apr 4. PMID 18263876. Large-scale mapping of human protein-protein interactions by mass spectrometry. Ewing RM, et al. Mol Syst Biol, 2007. PMID 17353931.