

RIN2 Antibody (monoclonal) (M04)**Mouse monoclonal antibody raised against a partial recombinant RIN2.****Catalog # AT3643a****Specification**

RIN2 Antibody (monoclonal) (M04) - Product Information

Application	WB, E
Primary Accession	Q8WYP3
Other Accession	NM_018993
Reactivity	Human
Host	mouse
Clonality	Monoclonal
Isotype	IgG2a Kappa
Calculated MW	100163

RIN2 Antibody (monoclonal) (M04) - Additional Information**Gene ID** 54453**Other Names**

Ras and Rab interactor 2, Ras association domain family 4, Ras inhibitor JC265, Ras interaction/interference protein 2, RIN2, RASSF4

Target/Specificity

RIN2 (NP_061866, 786 a.a. ~ 894 a.a) partial recombinant protein with GST tag. MW of the GST tag alone is 26 KDa.

Dilution

WB~~1:500~1000

Format

Clear, colorless solution in phosphate buffered saline, pH 7.2 .

Storage

Store at -20°C or lower. Aliquot to avoid repeated freezing and thawing.

Precautions

RIN2 Antibody (monoclonal) (M04) is for research use only and not for use in diagnostic or therapeutic procedures.

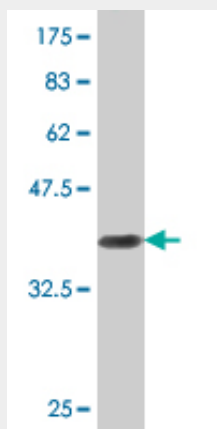
RIN2 Antibody (monoclonal) (M04) - Protocols

Provided below are standard protocols that you may find useful for product applications.


- [Western Blot](#)
- [Blocking Peptides](#)
- [Dot Blot](#)

- [Immunohistochemistry](#)
- [Immunofluorescence](#)
- [Immunoprecipitation](#)
- [Flow Cytometry](#)
- [Cell Culture](#)

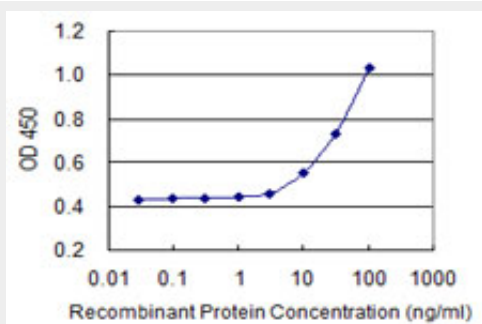
RIN2 Antibody (monoclonal) (M04) - Images



Antibody Reactive Against Recombinant Protein. Western Blot detection against Immunogen (37.73 kDa) .



RIN2 monoclonal antibody (M04), clone 1E6. Western Blot analysis of RIN2 expression in Y-79 (Cat # AT3643a)



Detection limit for recombinant GST tagged RIN2 is 3 ng/ml as a capture antibody.

RIN2 Antibody (monoclonal) (M04) - Background

The RAB5 protein is a small GTPase involved in membrane trafficking in the early endocytic pathway. The protein encoded by this gene binds the GTP-bound form of the RAB5 protein preferentially over the GDP-bound form, and functions as a guanine nucleotide exchange factor for RAB5. The encoded protein is found primarily as a tetramer in the cytoplasm and does not bind other members of the RAB family.

RIN2 Antibody (monoclonal) (M04) - References

The RIN2 syndrome: a new autosomal recessive connective tissue disorder caused by deficiency of Ras and Rab interactor 2 (RIN2). Syx D, et al. Hum Genet, 2010 Jul. PMID 20424861. RIN2 deficiency results in macrocephaly, alopecia, cutis laxa, and scoliosis: MACS syndrome. Basel-Vanagaite L, et al. Am J Hum Genet, 2009 Aug. PMID 19631308. Involvement of the Ras-Ras-activated Rab5 guanine nucleotide exchange factor RIN2-Rab5 pathway in the hepatocyte growth factor-induced endocytosis of E-cadherin. Kimura T, et al. J Biol Chem, 2006 Apr 14. PMID 16423831. Complete sequencing and characterization of 21,243 full-length human cDNAs. Ota T, et al. Nat Genet, 2004 Jan. PMID 14702039. RIN3: a novel Rab5 GEF interacting with amphiphysin II involved in the early endocytic pathway. Kajiho H, et al. J Cell Sci, 2003 Oct 15. PMID 12972505.