

SCARA3 Antibody (monoclonal) (M01)**Mouse monoclonal antibody raised against a partial recombinant SCARA3.****Catalog # AT3783a****Specification**

SCARA3 Antibody (monoclonal) (M01) - Product Information

Application	WB, E
Primary Accession	Q6AZY7
Other Accession	NM_016240
Reactivity	Human, Mouse, Rat
Host	mouse
Clonality	Monoclonal
Isotype	IgG2a Kappa
Calculated MW	65137

SCARA3 Antibody (monoclonal) (M01) - Additional Information**Gene ID** 51435**Other Names**

Scavenger receptor class A member 3, Cellular stress response gene protein, SCARA3, CSR

Target/Specificity

SCARA3 (NP_057324, 316 a.a. ~ 415 a.a) partial recombinant protein with GST tag. MW of the GST tag alone is 26 KDa.

Dilution

WB~~1:500~1000

E~~N/A

Format

Clear, colorless solution in phosphate buffered saline, pH 7.2 .

Storage

Store at -20°C or lower. Aliquot to avoid repeated freezing and thawing.

Precautions

SCARA3 Antibody (monoclonal) (M01) is for research use only and not for use in diagnostic or therapeutic procedures.

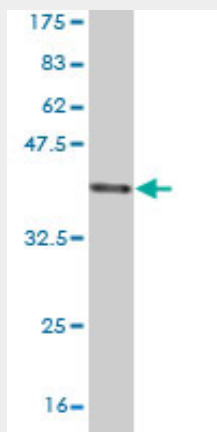
SCARA3 Antibody (monoclonal) (M01) - Protocols

Provided below are standard protocols that you may find useful for product applications.

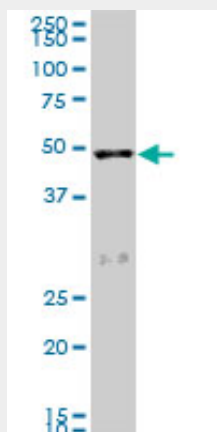
- [Western Blot](#)
- [Blocking Peptides](#)
- [Dot Blot](#)

- [Immunohistochemistry](#)
- [Immunofluorescence](#)
- [Immunoprecipitation](#)
- [Flow Cytometry](#)
- [Cell Culture](#)

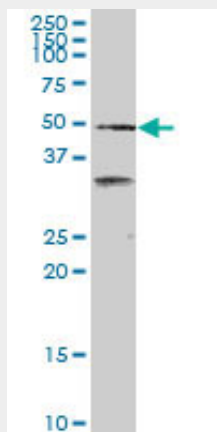
SCARA3 Antibody (monoclonal) (M01) - Images



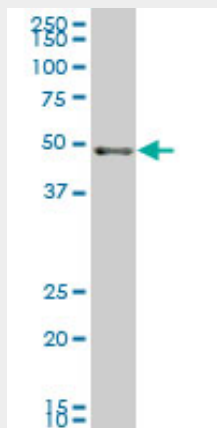
Antibody Reactive Against Recombinant Protein. Western Blot detection against Immunogen (36.74 kDa) .



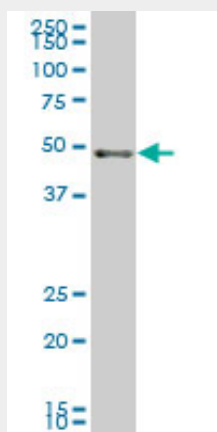
SCARA3 monoclonal antibody (M01), clone 3A2. Western Blot analysis of SCARA3 expression in PC-12 (Cat # AT3783a)



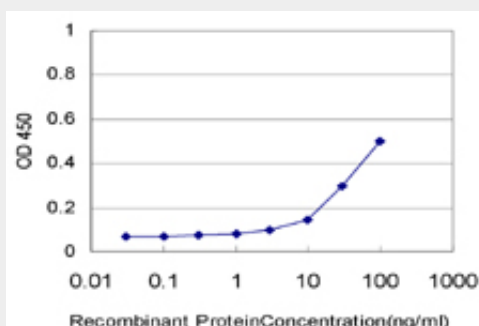
SCARA3 monoclonal antibody (M01), clone 3A2. Western Blot analysis of SCARA3 expression in HepG2 (Cat # AT3783a)



SCARA3 monoclonal antibody (M01), clone 3A2 Western Blot analysis of SCARA3 expression in IMR-32 (Cat # AT3783a)



SCARA3 monoclonal antibody (M01), clone 3A2 Western Blot analysis of SCARA3 expression in NIH/3T3 (Cat # AT3783a)



Detection limit for recombinant GST tagged SCARA3 is approximately 3ng/ml as a capture antibody.

SCARA3 Antibody (monoclonal) (M01) - Background

This gene encodes a macrophage scavenger receptor-like protein. This protein has been shown to deplete reactive oxygen species, and thus play an important role in protecting cells from oxidative stress. The expression of this gene is induced by oxidative stress. Alternatively spliced transcript variants encoding distinct isoforms have been described.

SCARA3 Antibody (monoclonal) (M01) - References

Common polymorphisms in ITGA2, PON1 and THBS2 are associated with coronary atherosclerosis in a candidate gene association study of the Chinese Han population. Wang Y, et al. J Hum Genet, 2010 Aug. PMID 20485444. CSR1 induces cell death through inactivation of CPSF3. Zhu ZH, et al. Oncogene, 2009 Jan 8. PMID 18806823. CSR1 suppresses tumor growth and metastasis of prostate cancer. Yu G, et al. Am J Pathol, 2006 Feb. PMID 16436673. The status, quality, and expansion of the NIH full-length cDNA project: the Mammalian Gene Collection (MGC). Gerhard DS, et al. Genome Res, 2004 Oct. PMID 15489334. Generation and initial analysis of more than 15,000 full-length human and mouse cDNA sequences. Strausberg RL, et al. Proc Natl Acad Sci U S A, 2002 Dec 24. PMID 12477932.