

SGTA Antibody (monoclonal) (M06)**Mouse monoclonal antibody raised against a partial recombinant SGTA.****Catalog # AT3860a****Specification**

SGTA Antibody (monoclonal) (M06) - Product Information

Application	WB, IF, IP, E
Primary Accession	O43765
Other Accession	NM_003021
Reactivity	Human
Host	mouse
Clonality	Monoclonal
Isotype	IgG2b Kappa
Calculated MW	34063

SGTA Antibody (monoclonal) (M06) - Additional Information**Gene ID** 6449**Other Names**

Small glutamine-rich tetratricopeptide repeat-containing protein alpha, Alpha-SGT, Vpu-binding protein, UBP, SGTA, SGT, SGT1

Target/Specificity

SGTA (NP_003012.1, 42 a.a. ~ 123 a.a) partial recombinant protein with GST tag. MW of the GST tag alone is 26 KDa.

Dilution

WB~~1:500~1000

IF~~1:50~200

IP~~N/A

E~~N/A

Format

Clear, colorless solution in phosphate buffered saline, pH 7.2 .

Storage

Store at -20°C or lower. Aliquot to avoid repeated freezing and thawing.

Precautions

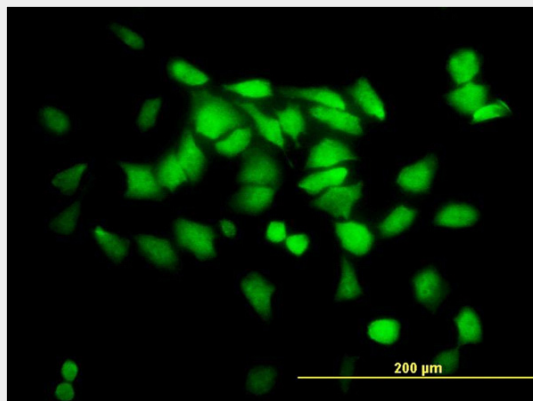
SGTA Antibody (monoclonal) (M06) is for research use only and not for use in diagnostic or therapeutic procedures.

SGTA Antibody (monoclonal) (M06) - Protocols

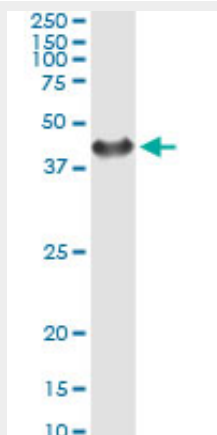
Provided below are standard protocols that you may find useful for product applications.

- [Western Blot](#)
- [Blocking Peptides](#)
- [Dot Blot](#)
- [Immunohistochemistry](#)
- [Immunofluorescence](#)
- [Immunoprecipitation](#)
- [Flow Cytometry](#)
- [Cell Culture](#)

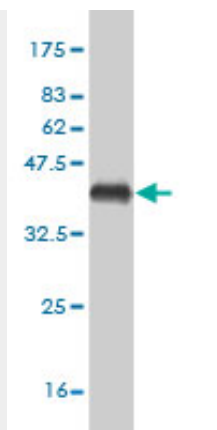
SGTA Antibody (monoclonal) (M06) - Images



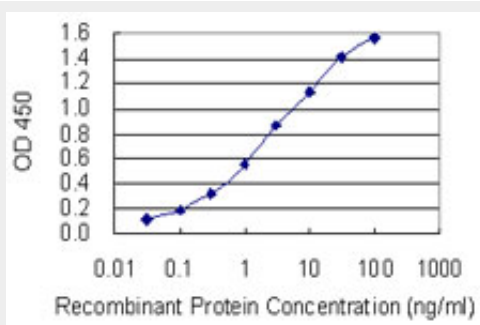
Immunofluorescence of monoclonal antibody to SGTA on HeLa cell. [antibody concentration 10 ug/ml]



Immunoprecipitation of SGTA transfected lysate using anti-SGTA monoclonal antibody and Protein A Magnetic Bead ([U0007](#)), and immunoblotted with SGTA MaxPab rabbit polyclonal antibody.



Antibody Reactive Against Recombinant Protein. Western Blot detection against Immunogen (34.76 KDa) .



Detection limit for recombinant GST tagged SGTA is 0.03 ng/ml as a capture antibody.

SGTA Antibody (monoclonal) (M06) - Background

This gene encodes a protein which is capable of interacting with the major nonstructural protein of parvovirus H-1 and 70-kDa heat shock cognate protein; however, its function is not known. Since this transcript is expressed ubiquitously in various tissues, this protein may serve a housekeeping function.

SGTA Antibody (monoclonal) (M06) - References

Family-based analysis of candidate genes for polycystic ovary syndrome. Ewens KG, et al. J Clin Endocrinol Metab, 2010 May. PMID 20200332. Defining the human deubiquitinating enzyme interaction landscape. Sowa ME, et al. Cell, 2009 Jul 23. PMID 19615732. Structural and functional characterization of human SGT and its interaction with Vpu of the human immunodeficiency virus type 1. Dutta S, et al. Biochemistry, 2008 Sep 23. PMID 18759457. Expression, purification and preliminary crystallographic analysis of recombinant human small glutamine-rich tetratricopeptide-repeat protein. Dutta S, et al. Acta Crystallogr Sect F Struct Biol Cryst Commun, 2008 Jul 1. PMID 18607086. Small glutamine-rich tetratricopeptide repeat-containing protein alpha (SGTA), a candidate gene for polycystic ovary syndrome. Goodarzi MO, et al. Hum Reprod, 2008 May. PMID 18332089.