

SH3GL2 Antibody (monoclonal) (M01)

Mouse monoclonal antibody raised against a partial recombinant SH3GL2.

Catalog # AT3873a

Specification

SH3GL2 Antibody (monoclonal) (M01) - Product Information

Application	WB, IHC, E
Primary Accession	O99962
Other Accession	NM_003026
Reactivity	Human, Rat
Host	mouse
Clonality	Monoclonal
Isotype	IgG2a Kappa
Calculated MW	39962

SH3GL2 Antibody (monoclonal) (M01) - Additional Information

Gene ID 6456

Other Names

Endophilin-A1, EEN-B1, Endophilin-1, SH3 domain protein 2A, SH3 domain-containing GRB2-like protein 2, SH3GL2, CNSA2, SH3D2A

Target/Specificity

SH3GL2 (NP_003017, 64 a.a. ~ 124 a.a) partial recombinant protein with GST tag. MW of the GST tag alone is 26 KDa.

Dilution

WB~~1:500~1000

IHC~~1:100~500

E~~N/A

Format

Clear, colorless solution in phosphate buffered saline, pH 7.2 .

Storage

Store at -20°C or lower. Aliquot to avoid repeated freezing and thawing.

Precautions

SH3GL2 Antibody (monoclonal) (M01) is for research use only and not for use in diagnostic or therapeutic procedures.

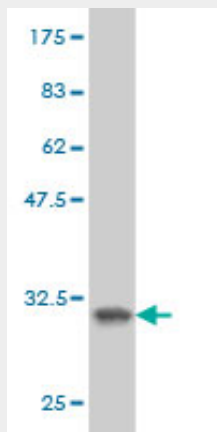
SH3GL2 Antibody (monoclonal) (M01) - Protocols

Provided below are standard protocols that you may find useful for product applications.

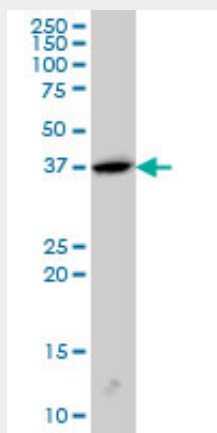
- [Western Blot](#)

- [Blocking Peptides](#)
- [Dot Blot](#)
- [Immunohistochemistry](#)
- [Immunofluorescence](#)
- [Immunoprecipitation](#)
- [Flow Cytometry](#)
- [Cell Culture](#)

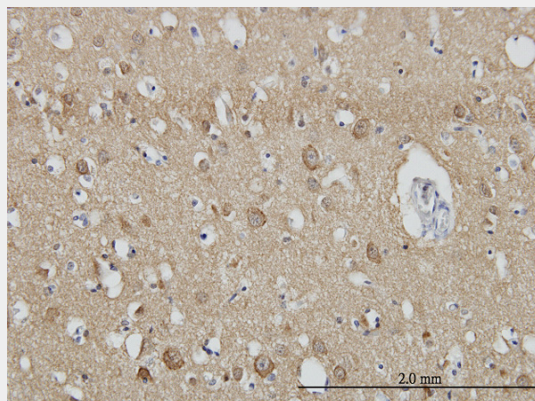
SH3GL2 Antibody (monoclonal) (M01) - Images



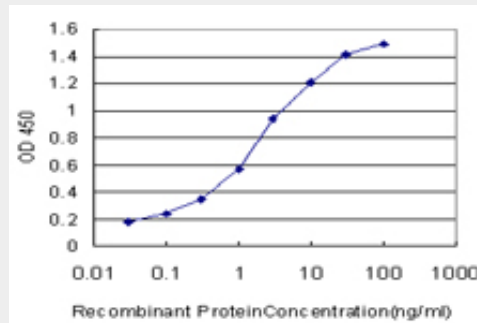
Antibody Reactive Against Recombinant Protein. Western Blot detection against Immunogen (32.45 KDa) .



SH3GL2 monoclonal antibody (M01), clone 5A6 Western Blot analysis of SH3GL2 expression in PC-12 ((Cat # AT3873a)



Immunoperoxidase of monoclonal antibody to SH3GL2 on formalin-fixed paraffin-embedded human cerebral cortex. [antibody concentration 3 ug/ml]



Detection limit for recombinant GST tagged SH3GL2 is approximately 0.1ng/ml as a capture antibody.

SH3GL2 Antibody (monoclonal) (M01) - References

Personalized smoking cessation: interactions between nicotine dose, dependence and quit-success genotype score. Rose JE, et al. *Mol Med*, 2010 Jul-Aug. PMID 20379614. A genome-wide study of common SNPs and CNVs in cognitive performance in the CANTAB. Need AC, et al. *Hum Mol Genet*, 2009 Dec 1. PMID 19734545. Multi-ethnic genetic association study of carotid intima-media thickness using a targeted cardiovascular SNP microarray. Lanktree MB, et al. *Stroke*, 2009 Oct. PMID 19679847. Prefrontal cortex shotgun proteome analysis reveals altered calcium homeostasis and immune system imbalance in schizophrenia. Martins-de-Souza D, et al. *Eur Arch Psychiatry Clin Neurosci*, 2009 Apr. PMID 19165527. Genome-wide association analysis of susceptibility and clinical phenotype in multiple sclerosis. Baranzini SE, et al. *Hum Mol Genet*, 2009 Feb 15. PMID 19010793.