

SLC29A4 Antibody (monoclonal) (M03)**Mouse monoclonal antibody raised against a partial recombinant SLC29A4.****Catalog # AT3918a****Specification**

SLC29A4 Antibody (monoclonal) (M03) - Product Information

Application	WB, E
Primary Accession	Q7RTT9
Other Accession	NM_153247
Reactivity	Human, Rat
Host	mouse
Clonality	Monoclonal
Isotype	IgG2a Kappa
Calculated MW	58059

SLC29A4 Antibody (monoclonal) (M03) - Additional Information**Gene ID** 222962**Other Names**

Equilibrative nucleoside transporter 4, hENT4, Plasma membrane monoamine transporter, Solute carrier family 29 member 4, SLC29A4, ENT4, PMAT

Target/Specificity

SLC29A4 (NP_694979, 283 a.a. ~ 345 a.a) partial recombinant protein with GST tag. MW of the GST tag alone is 26 KDa.

Dilution

WB~~1:500~1000

Format

Clear, colorless solution in phosphate buffered saline, pH 7.2 .

Storage

Store at -20°C or lower. Aliquot to avoid repeated freezing and thawing.

Precautions

SLC29A4 Antibody (monoclonal) (M03) is for research use only and not for use in diagnostic or therapeutic procedures.

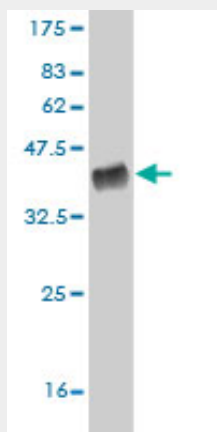
SLC29A4 Antibody (monoclonal) (M03) - Protocols

Provided below are standard protocols that you may find useful for product applications.

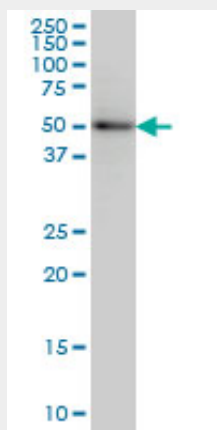
- [Western Blot](#)
- [Blocking Peptides](#)
- [Dot Blot](#)

- [Immunohistochemistry](#)
- [Immunofluorescence](#)
- [Immunoprecipitation](#)
- [Flow Cytometry](#)
- [Cell Culture](#)

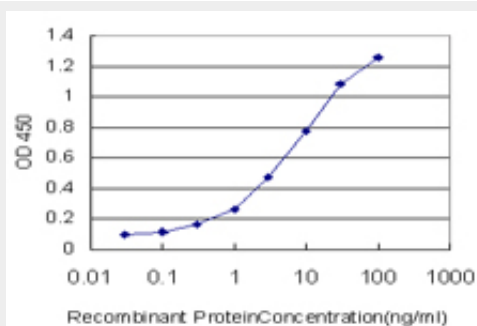
SLC29A4 Antibody (monoclonal) (M03) - Images



Antibody Reactive Against Recombinant Protein. Western Blot detection against Immunogen (32.67 kDa) .



SLC29A4 monoclonal antibody (M03), clone 6B6 Western Blot analysis of SLC29A4 expression in PC-12 ((Cat # AT3918a)



Detection limit for recombinant GST tagged SLC29A4 is approximately 0.3ng/ml as a capture antibody.

SLC29A4 Antibody (monoclonal) (M03) - Background

This gene is a member of the SLC29 family and encodes a plasma membrane protein with 11 transmembrane helices. This protein catalyzes the reuptake of monoamines into presynaptic neurons, thus determining the intensity and duration of monoamine neural signaling. It has been shown to transport several compounds, including serotonin, dopamine, and the neurotoxin 1-methyl-4-phenylpyridinium. Alternate transcriptional splice variants which encode the same protein have been characterized.

SLC29A4 Antibody (monoclonal) (M03) - References

Contribution of adenosine related genes to the risk of depression with disturbed sleep. Gass N, et al. J Affect Disord, 2010 Oct. PMID 20392501. Podocyte-specific expression of organic cation transporter PMAT: implication in puromycin aminonucleoside nephrotoxicity. Xia L, et al. Am J Physiol Renal Physiol, 2009 Jun. PMID 19357181. Adenosine transporter ENT4 is a direct target of EWS/WT1 translocation product and is highly expressed in desmoplastic small round cell tumor. Li H, et al. PLoS One, 2008 Jun 4. PMID 18523561. The organic cation transporters (OCT1, OCT2, EMT) and the plasma membrane monoamine transporter (PMAT) show differential distribution and cyclic expression pattern in human endometrium and early pregnancy decidua. Bottalico B, et al. Mol Reprod Dev, 2007 Oct. PMID 17393420. Molecular determinants of substrate selectivity of a novel organic cation transporter (PMAT) in the SLC29 family. Zhou M, et al. J Biol Chem, 2007 Feb 2. PMID 17121826.