

SOX9 Antibody (monoclonal) (M04)

Mouse monoclonal antibody raised against a partial recombinant SOX9.

Catalog # AT4002a

Specification

SOX9 Antibody (monoclonal) (M04) - Product Information

Application	WB, IHC, IF
Primary Accession	P48436
Other Accession	NM_000346
Reactivity	Human
Host	Mouse
Clonality	Monoclonal
Isotype	IgG1 Kappa
Calculated MW	56137

SOX9 Antibody (monoclonal) (M04) - Additional Information

Gene ID 6662

Other Names

Transcription factor SOX-9, SOX9

Target/Specificity

SOX9 (NP_000337, 400 a.a. ~ 509 a.a) partial recombinant protein with GST tag. MW of the GST tag alone is 26 KDa.

Dilution

WB~~1:500~1000

IHC~~1:100~500

IF~~1:50~200

Format

Clear, colorless solution in phosphate buffered saline, pH 7.2 .

Storage

Store at -20°C or lower. Aliquot to avoid repeated freezing and thawing.

Precautions

SOX9 Antibody (monoclonal) (M04) is for research use only and not for use in diagnostic or therapeutic procedures.

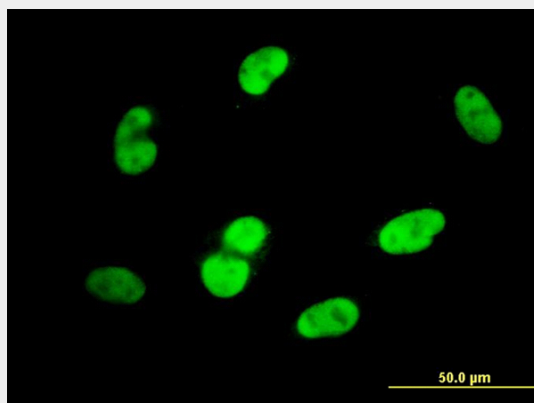
SOX9 Antibody (monoclonal) (M04) - Protocols

Provided below are standard protocols that you may find useful for product applications.

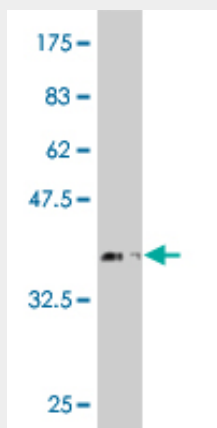
- [Western Blot](#)
- [Blocking Peptides](#)

- [Dot Blot](#)
- [Immunohistochemistry](#)
- [Immunofluorescence](#)
- [Immunoprecipitation](#)
- [Flow Cytometry](#)
- [Cell Culture](#)

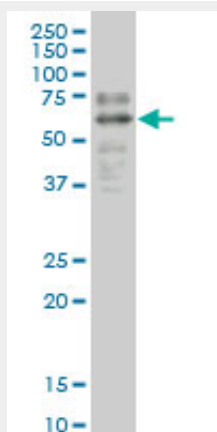
SOX9 Antibody (monoclonal) (M04) - Images



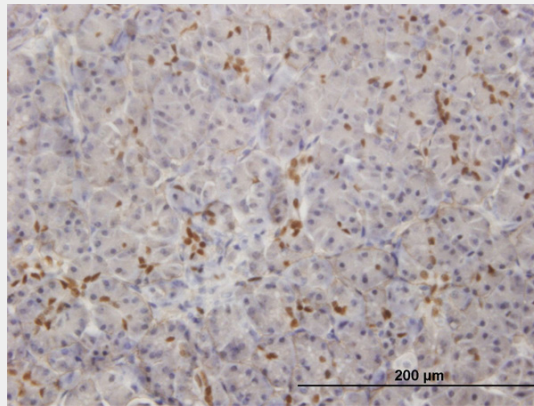
Immunofluorescence of monoclonal antibody to SOX9 on HepG2 cell. [antibody concentration 10 ug/ml]



Antibody Reactive Against Recombinant Protein. Western Blot detection against Immunogen (37.84 kDa) .



SOX9 monoclonal antibody (M04), clone 3F11 Western Blot analysis of SOX9 expression in HepG2 ((Cat # AT4002a)



Immunoperoxidase of monoclonal antibody to SOX9 on formalin-fixed paraffin-embedded human pancreas. [antibody concentration 1.5 ug/ml]

SOX9 Antibody (monoclonal) (M04) - Background

The protein encoded by this gene recognizes the sequence CCTTGAG along with other members of the HMG-box class DNA-binding proteins. It acts during chondrocyte differentiation and, with steroidogenic factor 1, regulates transcription of the anti-Muellerian hormone (AMH) gene. Deficiencies lead to the skeletal malformation syndrome campomelic dysplasia, frequently with sex reversal.

SOX9 Antibody (monoclonal) (M04) - References

Maternal genes and facial clefts in offspring: a comprehensive search for genetic associations in two population-based cleft studies from Scandinavia. Jugessur A, et al. PLoS One, 2010 Jul 9. PMID 20634891. Evaluation of candidate stromal epithelial cross-talk genes identifies association between risk of serous ovarian cancer and TERT, a cancer susceptibility hot-spot. Johnatty SE, et al. PLoS Genet, 2010 Jul 8. PMID 20628624. SOX9, through interaction with microphthalmia-associated transcription factor (MITF) and OTX2, regulates BEST1 expression in the retinal pigment epithelium. Masuda T, et al. J Biol Chem, 2010 Aug 27. PMID 20530484. SOX9 elevation in the prostate promotes proliferation and cooperates with PTEN loss to drive tumor formation. Thomsen MK, et al. Cancer Res, 2010 Feb 1. PMID 20103652. Expression of Sox-9 in metastatic melanoma--a potential diagnostic pitfall. Rao P, et al. Am J Dermatopathol, 2010 May. PMID 20098296.