

TAX1BP1 Antibody (monoclonal) (M01)**Mouse monoclonal antibody raised against a partial recombinant TAX1BP1.****Catalog # AT4156a****Specification**

TAX1BP1 Antibody (monoclonal) (M01) - Product Information

Application	WB, E
Primary Accession	Q86VP1
Other Accession	NM_006024
Reactivity	Human
Host	mouse
Clonality	Monoclonal
Isotype	IgG2a Kappa
Calculated MW	90877

TAX1BP1 Antibody (monoclonal) (M01) - Additional Information**Gene ID** 8887**Other Names**

Tax1-binding protein 1, TRAF6-binding protein, TAX1BP1, T6BP

Target/Specificity

TAX1BP1 (NP_006015, 690 a.a. ~ 789 a.a) partial recombinant protein with GST tag. MW of the GST tag alone is 26 KDa.

Dilution

WB~~1:500~1000

E~~N/A

Format

Clear, colorless solution in phosphate buffered saline, pH 7.2 .

Storage

Store at -20°C or lower. Aliquot to avoid repeated freezing and thawing.

Precautions

TAX1BP1 Antibody (monoclonal) (M01) is for research use only and not for use in diagnostic or therapeutic procedures.

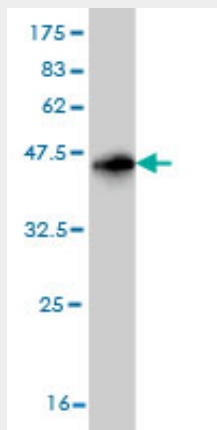
TAX1BP1 Antibody (monoclonal) (M01) - Protocols

Provided below are standard protocols that you may find useful for product applications.

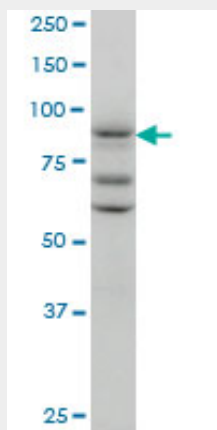
- [Western Blot](#)
- [Blocking Peptides](#)
- [Dot Blot](#)

- [Immunohistochemistry](#)
- [Immunofluorescence](#)
- [Immunoprecipitation](#)
- [Flow Cytometry](#)
- [Cell Culture](#)

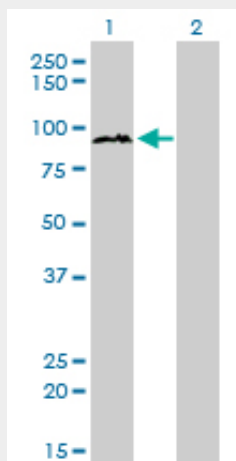
TAX1BP1 Antibody (monoclonal) (M01) - Images



Antibody Reactive Against Recombinant Protein. Western Blot detection against Immunogen (36.74 kDa) .

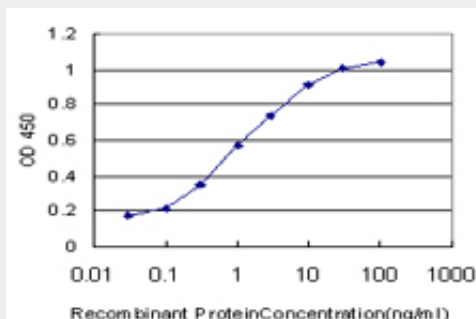


TAX1BP1 monoclonal antibody (M01), clone 2C3 Western Blot analysis of TAX1BP1 expression in A-431 ((Cat # AT4156a)



Western Blot analysis of TAX1BP1 expression in transfected 293T cell line by TAX1BP1 monoclonal antibody (M01), clone 2C3.

Lane 1: TAX1BP1 transfected lysate(90.9 KDa).
Lane 2: Non-transfected lysate.



Detection limit for recombinant GST tagged TAX1BP1 is approximately 0.03ng/ml as a capture antibody.

TAX1BP1 Antibody (monoclonal) (M01) - Background

The HTLV-1 Tax protein transcriptionally activates the HTLV-1 promoter. Tax also binds to and stimulates the expression of cellular genes, including transcription factors and other proteins (Gachon et al., 1998 [PubMed 9733879]).

TAX1BP1 Antibody (monoclonal) (M01) - References

Analysis of the TAX1BP1 gene in head and neck cancer patients. Ruiz MT, et al. Braz J Otorhinolaryngol, 2010 Apr. PMID 20549079. TAX1BP1 and A20 inhibit antiviral signaling by targeting TBK1-IKKi kinases. Parvatiyar K, et al. J Biol Chem, 2010 May 14. PMID 20304918. Inhibition of NF-kappaB signaling by A20 through disruption of ubiquitin enzyme complexes. Shembade N, et al. Science, 2010 Feb 26. PMID 20185725. The ubiquitin-editing enzyme A20 requires RNF11 to downregulate NF-kappaB signalling. Shembade N, et al. EMBO J, 2009 Mar 4. PMID 19131965. Genetic variation in the nuclear factor kappaB pathway in relation to susceptibility to rheumatoid arthritis. Dieguez-Gonzalez R, et al. Ann Rheum Dis, 2009 Apr. PMID 18434448.