

TFB1M Antibody (monoclonal) (M01)**Mouse monoclonal antibody raised against a full-length recombinant TFB1M.****Catalog # AT4215a****Specification**

TFB1M Antibody (monoclonal) (M01) - Product Information

Application	WB
Primary Accession	Q8WVM0
Other Accession	BC017788
Reactivity	Human
Host	mouse
Clonality	Monoclonal
Isotype	IgG2a Kappa
Calculated MW	39543

TFB1M Antibody (monoclonal) (M01) - Additional Information**Gene ID** 51106**Other Names**

Dimethyladenosine transferase 1, mitochondrial, 211-, Mitochondrial 12S rRNA dimethylase 1, Mitochondrial transcription factor B1, h-mtTFB, h-mtTFB1, hTFB1M, mtTFB1, S-adenosylmethionine-6-N', N'-adenosyl(rRNA) dimethyltransferase 1, TFB1M

Target/Specificity

TFB1M (AAH17788, 1 a.a. ~ 346 a.a) full-length recombinant protein with GST tag. MW of the GST tag alone is 26 KDa.

Dilution

WB~~1:500~1000

Format

Clear, colorless solution in phosphate buffered saline, pH 7.2 .

Storage

Store at -20°C or lower. Aliquot to avoid repeated freezing and thawing.

Precautions

TFB1M Antibody (monoclonal) (M01) is for research use only and not for use in diagnostic or therapeutic procedures.

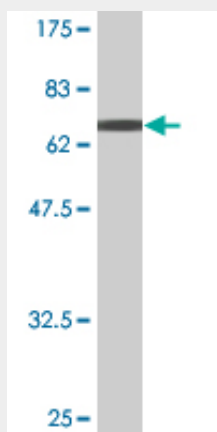
TFB1M Antibody (monoclonal) (M01) - Protocols

Provided below are standard protocols that you may find useful for product applications.

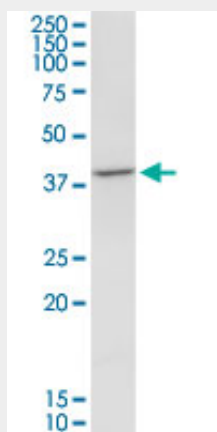
- [Western Blot](#)
- [Blocking Peptides](#)

- [Dot Blot](#)
- [Immunohistochemistry](#)
- [Immunofluorescence](#)
- [Immunoprecipitation](#)
- [Flow Cytometry](#)
- [Cell Culture](#)

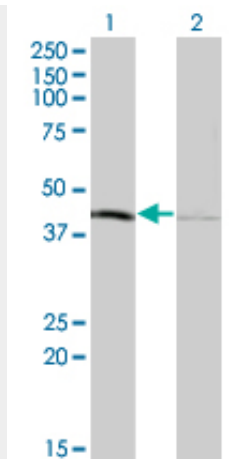
TFB1M Antibody (monoclonal) (M01) - Images



Antibody Reactive Against Recombinant Protein. Western Blot detection against Immunogen (63.8 KDa) .



TFB1M monoclonal antibody (M01), clone 4E4. Western Blot analysis of TFB1M expression in HeLa.



Western Blot analysis of TFB1M expression in transfected 293T cell line by TFB1M monoclonal antibody (M01), clone 4E4.

Lane 1: TFB1M transfected lysate(39.5 KDa).

Lane 2: Non-transfected lysate.

TFB1M Antibody (monoclonal) (M01) - Background

The protein encoded by this gene is a dimethyltransferase that methylates the conserved stem loop of mitochondrial 12S rRNA. The encoded protein also is part of the basal mitochondrial transcription complex and is necessary for mitochondrial gene expression. The methylation and transcriptional activities of this protein are independent of one another. Variations in this gene may influence the severity of aminoglycoside-induced deafness (AID).

TFB1M Antibody (monoclonal) (M01) - References

Training response of mitochondrial transcription factors in human skeletal muscle. Norrbom J, et al. *Acta Physiol (Oxf)*, 2010 Jan. PMID 19681768. Elucidation of separate, but collaborative functions of the rRNA methyltransferase-related human mitochondrial transcription factors B1 and B2 in mitochondrial biogenesis reveals new insight into maternally inherited deafness. Cotney J, et al. *Hum Mol Genet*, 2009 Jul 15. PMID 19417006. Mitochondrial transcription factors TFA, TFB1 and TFB2: a search for DNA variants/haplotypes and the risk of cardiac hypertrophy. Alonso-Montes C, et al. *Dis Markers*, 2008. PMID 19096125. Mutational screening of the mitochondrial transcription factors B1 and B2 (TFB1M and TFB2M) in Parkinson's disease. S?nchez-Ferrero E, et al. *Parkinsonism Relat Disord*, 2009 Jul. PMID 18980857. The layered structure of human mitochondrial DNA nucleoids. Bogenhagen DF, et al. *J Biol Chem*, 2008 Feb 8. PMID 18063578.