

TFDP3 Antibody (monoclonal) (M02)

Mouse monoclonal antibody raised against a partial recombinant TFDP3.

Catalog # AT4218a

Specification

TFDP3 Antibody (monoclonal) (M02) - Product Information

Application	WB
Primary Accession	Q5H9I0
Other Accession	NM_016521
Reactivity	Human, Mouse
Host	mouse
Clonality	Monoclonal
Isotype	IgG2a Kappa
Calculated MW	44967

TFDP3 Antibody (monoclonal) (M02) - Additional Information

Gene ID 51270

Other Names

Transcription factor Dp family member 3, Cancer/testis antigen 30, CT30, Hepatocellular carcinoma-associated antigen 661, TFDP3, DP4, HCA661

Target/Specificity

TFDP3 (NP_057605, 1 a.a. ~ 100 a.a) partial recombinant protein with GST tag. MW of the GST tag alone is 26 KDa.

Dilution

WB ~ 1:500 ~ 1000

Format

Clear, colorless solution in phosphate buffered saline, pH 7.2 .

Storage

Store at -20°C or lower. Aliquot to avoid repeated freezing and thawing.

Precautions

TFDP3 Antibody (monoclonal) (M02) is for research use only and not for use in diagnostic or therapeutic procedures.

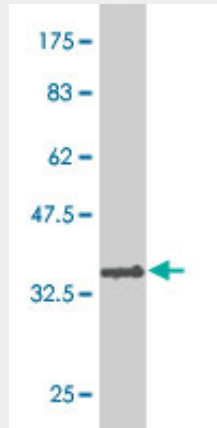
TFDP3 Antibody (monoclonal) (M02) - Protocols

Provided below are standard protocols that you may find useful for product applications.

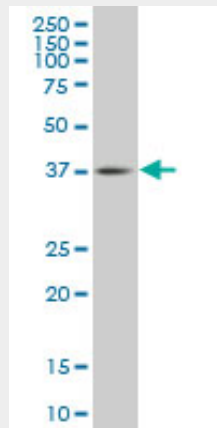
- [Western Blot](#)
- [Blocking Peptides](#)
- [Dot Blot](#)

- [Immunohistochemistry](#)
- [Immunofluorescence](#)
- [Immunoprecipitation](#)
- [Flow Cytometry](#)
- [Cell Culture](#)

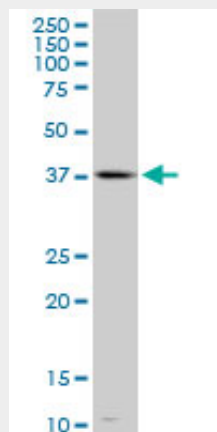
TFDP3 Antibody (monoclonal) (M02) - Images



Antibody Reactive Against Recombinant Protein. Western Blot detection against Immunogen (36.74 KDa) .



TFDP3 monoclonal antibody (M02), clone 3F11 Western Blot analysis of TFDP3 expression in IMR-32 ((Cat # AT4218a)



TFDP3 monoclonal antibody (M02), clone 3F11. Western Blot analysis of TFDP3 expression in NIH/3T3((Cat # AT4218a)

TFDP3 Antibody (monoclonal) (M02) - Background

This gene encodes a member of the DP family of transcription factors. These factors heterodimerize with E2F proteins to enhance their DNA-binding activity and promote transcription from E2F target genes. This protein functions as a negative regulator and inhibits the DNA binding and transcriptional activities of E2F factors.

TFDP3 Antibody (monoclonal) (M02) - References

TFDP3 inhibits E2F1-induced, p53-mediated apoptosis. Tian C, et al. Biochem Biophys Res Commun, 2007 Sep 14. PMID 17632080. Human TFDP3, a novel DP protein, inhibits DNA binding and transactivation by E2F. Qiao H, et al. J Biol Chem, 2007 Jan 5. PMID 17062573. A functionally distinct member of the DP family of E2F subunits. Milton A, et al. Oncogene, 2006 May 25. PMID 16418725. Generation and initial analysis of more than 15,000 full-length human and mouse cDNA sequences. Strausberg RL, et al. Proc Natl Acad Sci U S A, 2002 Dec 24. PMID 12477932. Large scale identification of human hepatocellular carcinoma-associated antigens by autoantibodies. Wang Y, et al. J Immunol, 2002 Jul 15. PMID 12097419.