

TGIF2 Antibody (monoclonal) (M06)**Mouse monoclonal antibody raised against a partial recombinant TGIF2.****Catalog # AT4229a****Specification**

TGIF2 Antibody (monoclonal) (M06) - Product Information

Application	WB, IF, E
Primary Accession	O9GZN2
Other Accession	NM_021809
Reactivity	Human
Host	mouse
Clonality	Monoclonal
Isotype	IgG2a Kappa
Calculated MW	25878

TGIF2 Antibody (monoclonal) (M06) - Additional Information**Gene ID** 60436**Other Names**

Homeobox protein TGIF2, 5'-TG-3'-interacting factor 2, TGF-beta-induced transcription factor 2, TGFB-induced factor 2, TGIF2

Target/Specificity

TGIF2 (NP_068581, 131 a.a. ~ 236 a.a) partial recombinant protein with GST tag. MW of the GST tag alone is 26 KDa.

Dilution

WB~~1:500~1000

IF~~1:50~200

E~~N/A

Format

Clear, colorless solution in phosphate buffered saline, pH 7.2 .

Storage

Store at -20°C or lower. Aliquot to avoid repeated freezing and thawing.

Precautions

TGIF2 Antibody (monoclonal) (M06) is for research use only and not for use in diagnostic or therapeutic procedures.

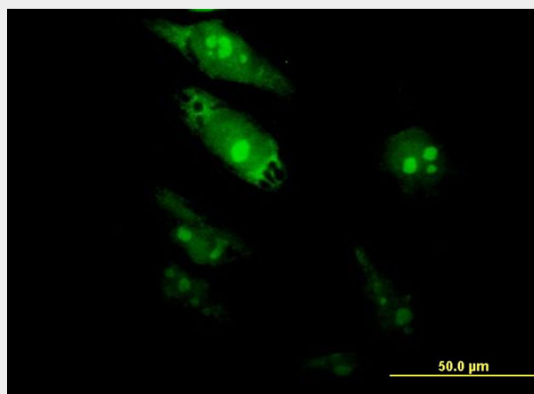
TGIF2 Antibody (monoclonal) (M06) - Protocols

Provided below are standard protocols that you may find useful for product applications.

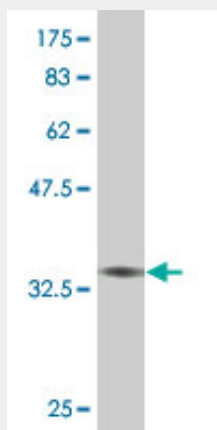
- [Western Blot](#)

- [Blocking Peptides](#)
- [Dot Blot](#)
- [Immunohistochemistry](#)
- [Immunofluorescence](#)
- [Immunoprecipitation](#)
- [Flow Cytometry](#)
- [Cell Culture](#)

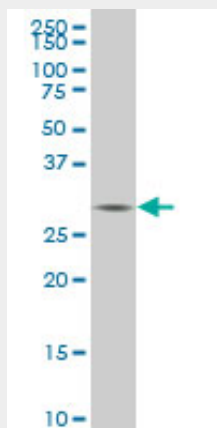
TGIF2 Antibody (monoclonal) (M06) - Images



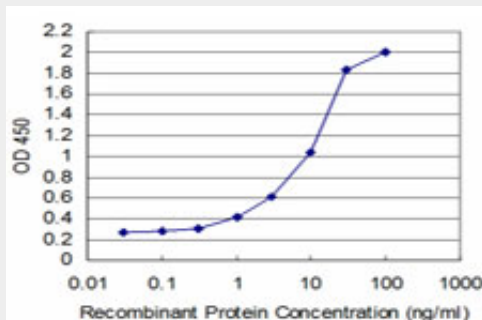
Immunofluorescence of monoclonal antibody to TGIF2 on HeLa cell. [antibody concentration 10 ug/ml]



Antibody Reactive Against Recombinant Protein. Western Blot detection against Immunogen (37.4 KDa) .



TGIF2 monoclonal antibody (M06), clone 6A8 Western Blot analysis of TGIF2 expression in IMR-32 (Cat # AT4229a)



Detection limit for recombinant GST tagged TGIF2 is approximately 0.3ng/ml as a capture antibody.

TGIF2 Antibody (monoclonal) (M06) - Background

The protein encoded by this gene is a DNA-binding homeobox protein and a transcriptional repressor. The encoded protein appears to repress transcription by recruiting histone deacetylases to TGF beta-responsive genes. This gene is amplified and overexpressed in some ovarian cancers, and mutations in this gene can cause holoprosencephaly.

TGIF2 Antibody (monoclonal) (M06) - References

Diversification of transcriptional modulation: large-scale identification and characterization of putative alternative promoters of human genes. Kimura K, et al. *Genome Res*, 2006 Jan. PMID 16344560. The status, quality, and expansion of the NIH full-length cDNA project: the Mammalian Gene Collection (MGC). Gerhard DS, et al. *Genome Res*, 2004 Oct. PMID 15489334. Complete sequencing and characterization of 21,243 full-length human cDNAs. Ota T, et al. *Nat Genet*, 2004 Jan. PMID 14702039. Generation and initial analysis of more than 15,000 full-length human and mouse cDNA sequences. Strausberg RL, et al. *Proc Natl Acad Sci U S A*, 2002 Dec 24. PMID 12477932. Differentially regulated genes as putative targets of amplifications at 20q in ovarian cancers. Watanabe T, et al. *Jpn J Cancer Res*, 2002 Oct. PMID 12417041.