

TRAF3IP2 Antibody (monoclonal) (M01)**Mouse monoclonal antibody raised against a partial recombinant TRAF3IP2.****Catalog # AT4330a****Specification**

TRAF3IP2 Antibody (monoclonal) (M01) - Product Information

Application	IF, WB, IHC, E
Primary Accession	O43734
Other Accession	BC002823
Reactivity	Human
Host	mouse
Clonality	Monoclonal
Isotype	IgG2a Kappa
Calculated MW	64666

TRAF3IP2 Antibody (monoclonal) (M01) - Additional Information**Gene ID** 10758**Other Names**

Adapter protein CIKS, Connection to IKK and SAPK/JNK, Nuclear factor NF-kappa-B activator 1, ACT1, TRAF3-interacting protein 2, TRAF3IP2, C6orf2, C6orf4, C6orf5, C6orf6

Target/Specificity

TRAF3IP2 (AAH02823, 451 a.a. ~ 565 a.a) partial recombinant protein with GST tag. MW of the GST tag alone is 26 KDa.

Dilution

WB~~1:500~1000

Format

Clear, colorless solution in phosphate buffered saline, pH 7.2 .

Storage

Store at -20°C or lower. Aliquot to avoid repeated freezing and thawing.

Precautions

TRAF3IP2 Antibody (monoclonal) (M01) is for research use only and not for use in diagnostic or therapeutic procedures.

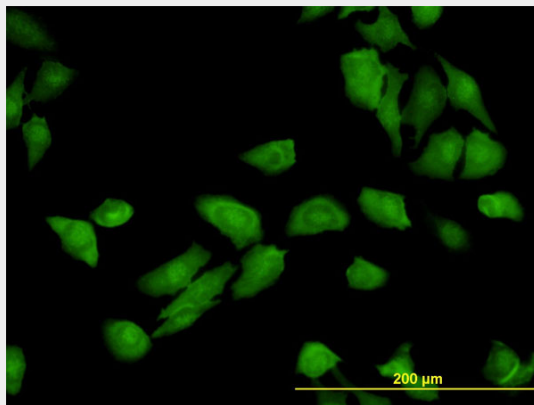
TRAF3IP2 Antibody (monoclonal) (M01) - Protocols

Provided below are standard protocols that you may find useful for product applications.

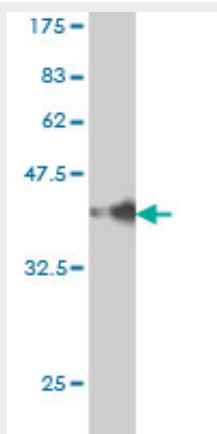
- [Western Blot](#)
- [Blocking Peptides](#)
- [Dot Blot](#)

- [Immunohistochemistry](#)
- [Immunofluorescence](#)
- [Immunoprecipitation](#)
- [Flow Cytometry](#)
- [Cell Culture](#)

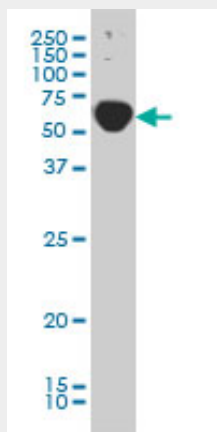
TRAF3IP2 Antibody (monoclonal) (M01) - Images



Immunofluorescence of monoclonal antibody to TRAF3IP2 on HeLa cell. [antibody concentration 10 ug/ml]

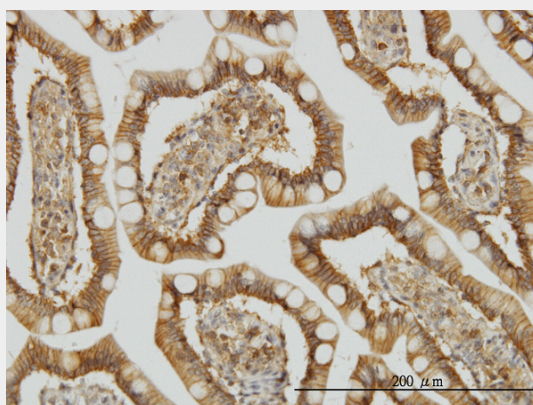


Antibody Reactive Against Recombinant Protein. Western Blot detection against Immunogen (38.39 KDa) .

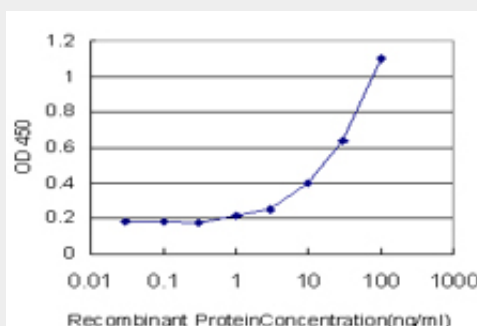


TRAF3IP2 monoclonal antibody (M01), clone 4A3 Western Blot analysis of TRAF3IP2 expression in

Hela S3 NE ((Cat # AT4330a)



Immunoperoxidase of monoclonal antibody to TRAF3IP2 on formalin-fixed paraffin-embedded human small Intestine. [antibody concentration 3 ug/ml]



Detection limit for recombinant GST tagged TRAF3IP2 is approximately 1ng/ml as a capture antibody.

TRAF3IP2 Antibody (monoclonal) (M01) - Background

This gene encodes a protein involved in regulating responses to cytokines by members of the Rel/NF-kappaB transcription factor family. These factors play a central role in innate immunity in response to pathogens, inflammatory signals and stress. This gene product interacts with TRAF proteins (tumor necrosis factor receptor-associated factors) and either I-kappaB kinase or MAP kinase to activate either NF-kappaB or Jun kinase. Several alternative transcripts encoding different isoforms have been identified. Another transcript, which does not encode a protein and is transcribed in the opposite orientation, has been identified. Overexpression of this transcript has been shown to reduce expression of at least one of the protein encoding transcripts, suggesting it has a regulatory role in the expression of this gene.

TRAF3IP2 Antibody (monoclonal) (M01) - References

The adaptor molecule Act1 regulates BAFF responsiveness and self-reactive B cell selection during transitional B cell maturation. Giltiay NV, et al. J Immunol, 2010 Jul 1. PMID 20543113. Act1, a U-box E3 ubiquitin ligase for IL-17 signaling. Liu C, et al. Sci Signal, 2009 Oct 13. PMID 19825828. Act1 modulates autoimmunity through its dual functions in CD40L/BAFF and IL-17 signaling. Li X. Cytokine, 2008 Feb. PMID 18061473. Requirement for both JAK-mediated PI3K signaling and ACT1/TRAF6/TAK1-dependent NF-kappaB activation by IL-17A in enhancing cytokine expression in human airway epithelial cells. Huang F, et al. J Immunol, 2007 Nov 15. PMID 17982039. Identification of genes related to Parkinson's disease using expressed sequence tags. Kim JM, et al. DNA Res, 2006 Dec 31. PMID 17213182.