

TSC22D3 Antibody (monoclonal) (M01)**Mouse monoclonal antibody raised against a partial recombinant TSC22D3.****Catalog # AT4374a****Specification**

TSC22D3 Antibody (monoclonal) (M01) - Product Information

Application	IF, IP, WB, IHC, E
Primary Accession	Q99576
Other Accession	NM_198057
Reactivity	Human
Host	mouse
Clonality	Monoclonal
Isotype	IgG1 Kappa
Calculated MW	14810

TSC22D3 Antibody (monoclonal) (M01) - Additional Information**Gene ID** 1831**Other Names**

TSC22 domain family protein 3, DSIP-immunoreactive peptide, Protein DIP, hDIP, Delta sleep-inducing peptide immunoreactor, Glucocorticoid-induced leucine zipper protein, GILZ, TSC-22-like protein, TSC-22-related protein, TSC-22R, TSC22D3, DSIPI, GILZ

Target/Specificity

TSC22D3 (NP_932174, 1 a.a. ~ 97 a.a) partial recombinant protein with GST tag. MW of the GST tag alone is 26 KDa.

Dilution

WB~~1:500~1000

Format

Clear, colorless solution in phosphate buffered saline, pH 7.2 .

Storage

Store at -20°C or lower. Aliquot to avoid repeated freezing and thawing.

Precautions

TSC22D3 Antibody (monoclonal) (M01) is for research use only and not for use in diagnostic or therapeutic procedures.

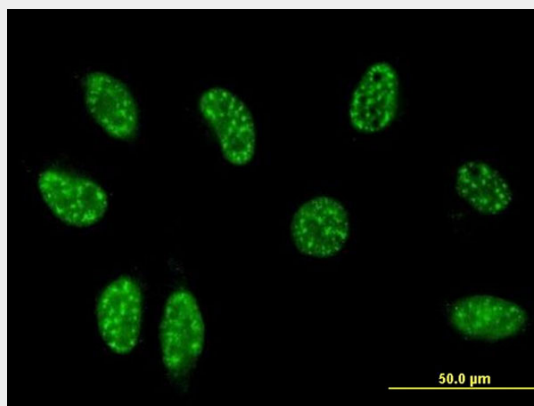
TSC22D3 Antibody (monoclonal) (M01) - Protocols

Provided below are standard protocols that you may find useful for product applications.

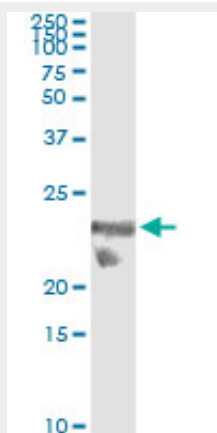
- [Western Blot](#)
- [Blocking Peptides](#)

- [Dot Blot](#)
- [Immunohistochemistry](#)
- [Immunofluorescence](#)
- [Immunoprecipitation](#)
- [Flow Cytometry](#)
- [Cell Culture](#)

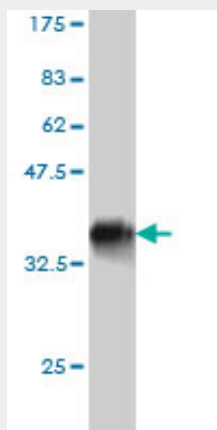
TSC22D3 Antibody (monoclonal) (M01) - Images



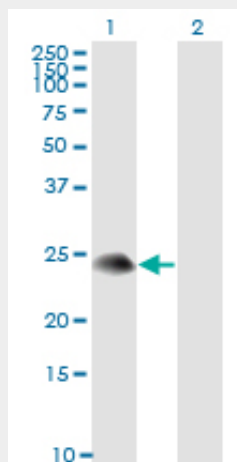
Immunofluorescence of monoclonal antibody to TSC22D3 on HeLa cell . [antibody concentration 10 ug/ml]



Immunoprecipitation of TSC22D3 transfected lysate using anti-TSC22D3 monoclonal antibody and Protein A Magnetic Bead ([U0007](#)), and immunoblotted with TSC22D3 MaxPab rabbit polyclonal antibody.

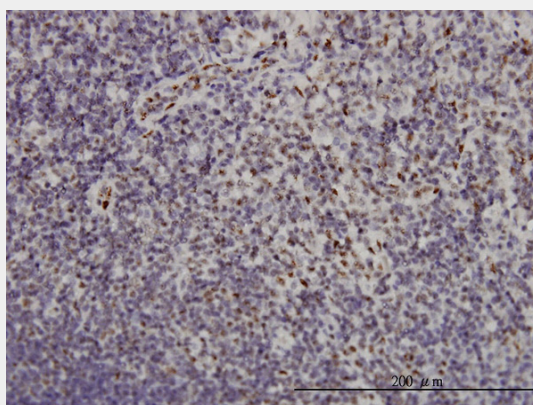


Antibody Reactive Against Recombinant Protein. Western Blot detection against Immunogen (36.41 KDa) .

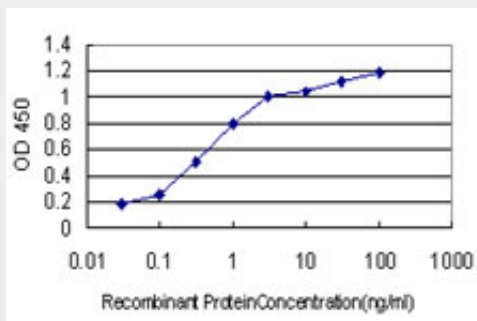


Western Blot analysis of TSC22D3 expression in transfected 293T cell line by TSC22D3 monoclonal antibody (M01), clone 3A5.

Lane 1: TSC22D3 transfected lysate(22.2 KDa).
Lane 2: Non-transfected lysate.



Immunoperoxidase of monoclonal antibody to TSC22D3 on formalin-fixed paraffin-embedded human lymph node. [antibody concentration 3 ug/ml]



Detection limit for recombinant GST tagged TSC22D3 is approximately 0.03ng/ml as a capture antibody.

TSC22D3 Antibody (monoclonal) (M01) - Background

The protein encoded by this gene shares significant sequence identity with the murine TSC-22 and

Drosophila shs, both of which are leucine zipper proteins, that function as transcriptional regulators. The expression of this gene is stimulated by glucocorticoids and interleukin 10, and it appears to play a key role in the anti-inflammatory and immunosuppressive effects of this steroid and chemokine. Transcript variants encoding different isoforms have been identified for this gene.

TSC22D3 Antibody (monoclonal) (M01) - References

Glucocorticoid-induced leucine zipper (GILZ) promotes the nuclear exclusion of FOXO3 in a Crm1-dependent manner. Latr? de Lat? P, et al. J Biol Chem, 2010 Feb 19. PMID 20018851. The glucocorticoid-induced leucine zipper gene (GILZ) expression decreases after successful treatment of patients with endogenous Cushing's syndrome and may play a role in glucocorticoid-induced osteoporosis. Lekva T, et al. J Clin Endocrinol Metab, 2010 Jan. PMID 19875485. Identification of glucocorticoid-induced leucine zipper as a key regulator of tumor cell proliferation in epithelial ovarian cancer. Redjimi N, et al. Mol Cancer, 2009 Oct 8. PMID 19814803. Epithelial sodium channel regulated by differential composition of a signaling complex. Soundararajan R, et al. Proc Natl Acad Sci U S A, 2009 May 12. PMID 19380724. Chronic rhinosinusitis with and without nasal polyps is associated with decreased expression of glucocorticoid-induced leucine zipper. Zhang XH, et al. Clin Exp Allergy, 2009 May. PMID 19260870.