

TTC8 Antibody (monoclonal) (M03)**Mouse monoclonal antibody raised against a partial recombinant TTC8.****Catalog # AT4388a****Specification**

TTC8 Antibody (monoclonal) (M03) - Product Information

Application	WB
Primary Accession	Q8TAM2
Other Accession	NM_144596
Reactivity	Human, Mouse, Rat
Host	mouse
Clonality	Monoclonal
Isotype	IgG2a Kappa
Calculated MW	61534

TTC8 Antibody (monoclonal) (M03) - Additional Information**Gene ID** 123016**Other Names**

Tetratricopeptide repeat protein 8, TPR repeat protein 8, Bardet-Biedl syndrome 8 protein, TTC8, BBS8

Target/Specificity

TTC8 (NP_653197, 416 a.a. ~ 514 a.a) partial recombinant protein with GST tag. MW of the GST tag alone is 26 KDa.

Dilution

WB~~1:500~1000

Format

Clear, colorless solution in phosphate buffered saline, pH 7.2 .

Storage

Store at -20°C or lower. Aliquot to avoid repeated freezing and thawing.

Precautions

TTC8 Antibody (monoclonal) (M03) is for research use only and not for use in diagnostic or therapeutic procedures.

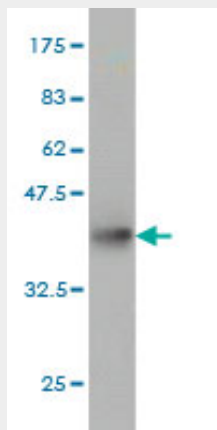
TTC8 Antibody (monoclonal) (M03) - Protocols

Provided below are standard protocols that you may find useful for product applications.

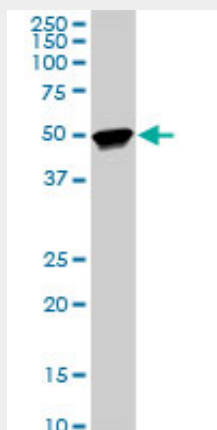
- [Western Blot](#)
- [Blocking Peptides](#)
- [Dot Blot](#)

- [Immunohistochemistry](#)
- [Immunofluorescence](#)
- [Immunoprecipitation](#)
- [Flow Cytometry](#)
- [Cell Culture](#)

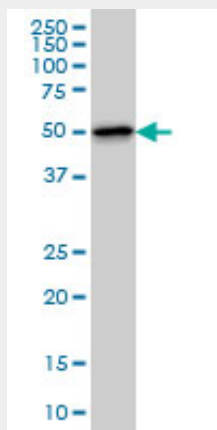
TTC8 Antibody (monoclonal) (M03) - Images



Antibody Reactive Against Recombinant Protein. Western Blot detection against Immunogen (36.63 kDa) .



TTC8 monoclonal antibody (M03), clone 7E2. Western Blot analysis of TTC8 expression in PC-12 (Cat # AT4388a)



TTC8 monoclonal antibody (M03), clone 7E2 Western Blot analysis of TTC8 expression in NIH/3T3 (Cat # AT4388a)

TTC8 Antibody (monoclonal) (M03) - Background

This gene encodes a protein that has been directly linked to Bardet-Biedl syndrome. The primary features of this syndrome include retinal dystrophy, obesity, polydactyly, renal abnormalities and learning disabilities. Experimentation in non-human eukaryotes suggests that this gene is expressed in ciliated cells and that it is involved in the formation of cilia. Alternate transcriptional splice variants have been characterized.

TTC8 Antibody (monoclonal) (M03) - References

A splice-site mutation in a retina-specific exon of BBS8 causes nonsyndromic retinitis pigmentosa. Riazuddin SA, et al. Am J Hum Genet, 2010 May 14. PMID 20451172. BBS7 and TTC8 (BBS8) mutations play a minor role in the mutational load of Bardet-Biedl syndrome in a multiethnic population. Bin J, et al. Hum Mutat, 2009 Jul. PMID 19402160. Analysis of 30 genes (355 SNPs) related to energy homeostasis for association with adiposity in European-American and Yup'ik Eskimo populations. Chung WK, et al. Hum Hered, 2009. PMID 19077438. A core complex of BBS proteins cooperates with the GTPase Rab8 to promote ciliary membrane biogenesis. Nachury MV, et al. Cell, 2007 Jun 15. PMID 17574030. The status, quality, and expansion of the NIH full-length cDNA project: the Mammalian Gene Collection (MGC). Gerhard DS, et al. Genome Res, 2004 Oct. PMID 15489334.