

VPS18 Antibody (monoclonal) (M02)**Mouse monoclonal antibody raised against a partial recombinant VPS18.****Catalog # AT4520a****Specification**

VPS18 Antibody (monoclonal) (M02) - Product Information

Application	WB, E
Primary Accession	Q9P253
Other Accession	NM_020857
Reactivity	Human, Mouse
Host	mouse
Clonality	Monoclonal
Isotype	IgG3 Kappa
Calculated MW	110186

VPS18 Antibody (monoclonal) (M02) - Additional Information**Gene ID** 57617**Other Names**

Vacuolar protein sorting-associated protein 18 homolog, hVPS18, VPS18, KIAA1475

Target/Specificity

VPS18 (NP_065908, 3 a.a. ~ 100 a.a) partial recombinant protein with GST tag. MW of the GST tag alone is 26 KDa.

Dilution

WB~~1:500~1000

E~~N/A

Format

Clear, colorless solution in phosphate buffered saline, pH 7.2 .

Storage

Store at -20°C or lower. Aliquot to avoid repeated freezing and thawing.

Precautions

VPS18 Antibody (monoclonal) (M02) is for research use only and not for use in diagnostic or therapeutic procedures.

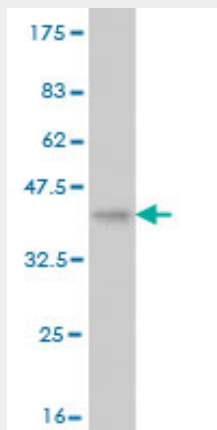
VPS18 Antibody (monoclonal) (M02) - Protocols

Provided below are standard protocols that you may find useful for product applications.

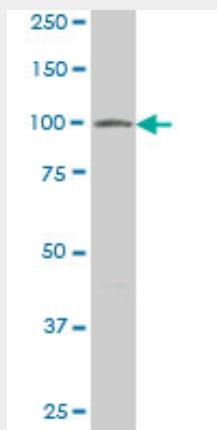
- [Western Blot](#)
- [Blocking Peptides](#)
- [Dot Blot](#)

- [Immunohistochemistry](#)
- [Immunofluorescence](#)
- [Immunoprecipitation](#)
- [Flow Cytometry](#)
- [Cell Culture](#)

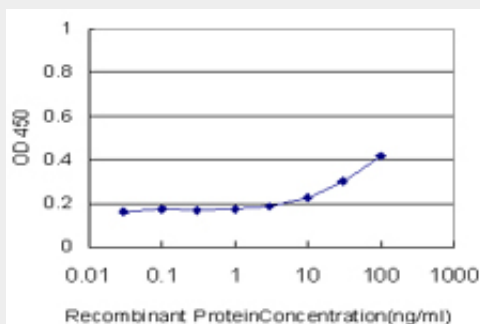
VPS18 Antibody (monoclonal) (M02) - Images



Antibody Reactive Against Recombinant Protein. Western Blot detection against Immunogen (36.52 kDa) .



VPS18 monoclonal antibody (M02), clone 2G10. Western Blot analysis of VPS18 expression in Raw 264.7.



Detection limit for recombinant GST tagged VPS18 is approximately 3ng/ml as a capture antibody.

VPS18 Antibody (monoclonal) (M02) - Background

Vesicle mediated protein sorting plays an important role in segregation of intracellular molecules into distinct organelles. Genetic studies in yeast have identified more than 40 vacuolar protein sorting (VPS) genes involved in vesicle transport to vacuoles. This gene encodes the human homolog of yeast class C Vps18 protein. The mammalian class C Vps proteins are predominantly associated with late endosomes/lysosomes, and like their yeast counterparts, may mediate vesicle trafficking steps in the endosome/lysosome pathway.

VPS18 Antibody (monoclonal) (M02) - References

1.The cellular factors Vps18 and Mon2 are required for efficient production of infectious HIV-1 particles.Tomita Y, Noda T, Fujii K, Watanabe T, Morikawa Y, Kawaoka Y.J Virol. 2011 Mar 30. [Epub ahead of print]