

YAP1 Antibody (monoclonal) (M03)**Mouse monoclonal antibody raised against a partial recombinant YAP1.****Catalog # AT4557a****Specification**

YAP1 Antibody (monoclonal) (M03) - Product Information

Application	WB, IHC, IF, E
Primary Accession	P46937
Other Accession	NM_006106
Reactivity	Human
Host	mouse
Clonality	Monoclonal
Isotype	IgG2a Kappa
Calculated MW	54462

YAP1 Antibody (monoclonal) (M03) - Additional Information**Gene ID** 10413**Other Names**

Transcriptional coactivator YAP1, Yes-associated protein 1, Protein yorkie homolog, Yes-associated protein YAP65 homolog, YAP1, YAP65

Target/Specificity

YAP1 (NP_006097, 53 a.a. ~ 161 a.a) partial recombinant protein with GST tag. MW of the GST tag alone is 26 KDa.

DilutionWB~~1:500~1000
IHC~~1:100~500
IF~~1:50~200
E~~N/A**Format**

Clear, colorless solution in phosphate buffered saline, pH 7.2 .

Storage

Store at -20°C or lower. Aliquot to avoid repeated freezing and thawing.

Precautions

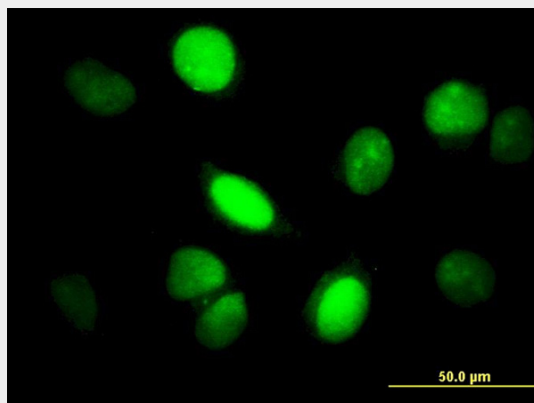
YAP1 Antibody (monoclonal) (M03) is for research use only and not for use in diagnostic or therapeutic procedures.

YAP1 Antibody (monoclonal) (M03) - Protocols

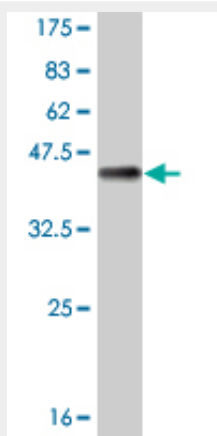
Provided below are standard protocols that you may find useful for product applications.

- [Western Blot](#)
- [Blocking Peptides](#)
- [Dot Blot](#)
- [Immunohistochemistry](#)
- [Immunofluorescence](#)
- [Immunoprecipitation](#)
- [Flow Cytometry](#)
- [Cell Culture](#)

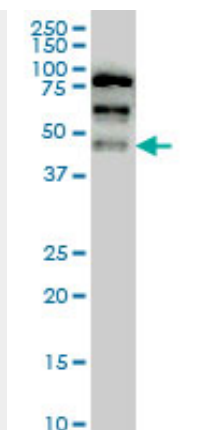
YAP1 Antibody (monoclonal) (M03) - Images



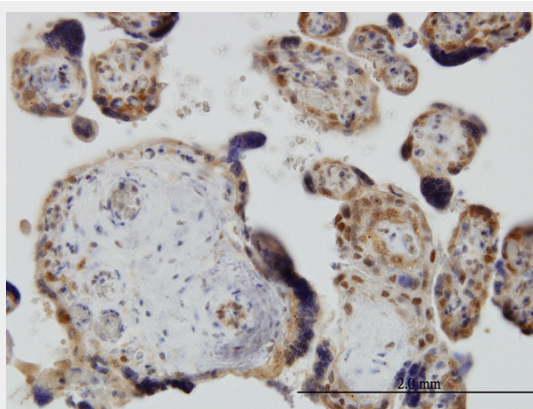
Immunofluorescence of monoclonal antibody to YAP1 on HeLa cell. [antibody concentration 40 ug/ml]



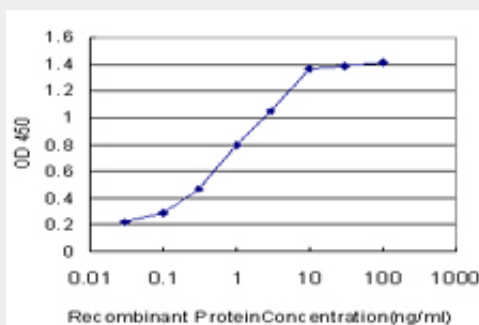
Antibody Reactive Against Recombinant Protein. Western Blot detection against Immunogen (37.73 KDa) .



YAP1 monoclonal antibody (M03), clone 2H1 Western Blot analysis of YAP1 expression in HeLa S3 cells (Cat # AT4557a)



Immunoperoxidase of monoclonal antibody to YAP1 on formalin-fixed paraffin-embedded human placenta. [antibody concentration 3 μg/ml]



Detection limit for recombinant GST tagged YAP1 is approximately 0.03 ng/ml as a capture antibody.

YAP1 Antibody (monoclonal) (M03) - Background

This gene encodes the human ortholog of chicken YAP protein which binds to the SH3 domain of the Yes proto-oncogene product. This protein contains a WW domain that is found in various structural, regulatory and signaling molecules in yeast, nematode, and mammals, and may be involved in protein-protein interaction.

YAP1 Antibody (monoclonal) (M03) - References

Personalized smoking cessation: interactions between nicotine dose, dependence and quit-success genotype score. Rose JE, et al. Mol Med, 2010 Jul-Aug. PMID 20379614. MicroRNA-375 targets

Hippo-signaling effector YAP in liver cancer and inhibits tumor properties. Liu AM, et al. Biochem Biophys Res Commun, 2010 Apr 9. PMID 20226166. Overexpression of yes-associated protein contributes to progression and poor prognosis of non-small-cell lung cancer. Wang Y, et al. Cancer Sci, 2010 May. PMID 20219076. Yap is a novel regulator of C2C12 myogenesis. Watt KI, et al. Biochem Biophys Res Commun, 2010 Mar 19. PMID 20153295. A coordinated phosphorylation by Lats and CK1 regulates YAP stability through SCF(beta-TRCP). Zhao B, et al. Genes Dev, 2010 Jan 1. PMID 20048001.